

MONTHLY FACT SHEET

QUAERO CAPITAL FUNDS (CH) - SWISS SMALL&MID CAP

Class B CHF

March 2025

INVESTMENT STYLE & OBJECTIVE

The Quaero Capital Funds (CH) – Swiss Small&Mid Cap aims to produce capital growth by investing in a diversified portfolio of Switzerland-based small and micro caps applying a strict “value” bias. The Fund focuses on companies and situations that are mis-priced and often ignored by mainstream investors and analysts because they are less liquid than the market leaders. The rigorous “Value Investing” philosophy, aims to limit potential downside in the selected shares through a ‘margin of safety’ approach that has been used by the small cap team for the Quaero Capital Funds (Lux) – Argonaut. The Fund invests opportunistically.

KEY FACTS

Last NAV	CHF 144.50
Inception date (class)	10.02.2017
Share class currency	CHF
Fund AuM (in Mn)	CHF 10.9
Strategy AuM (in Mn)**	CHF 158.8
Investment zone	Switzerland
Index	SPI Extra TR
Legal structure	Swiss Contractual Securities Fund
Registration	CH, DE, SG

◀ Lower risk

Typically lower rewards

Higher risk ▶

Typically higher rewards

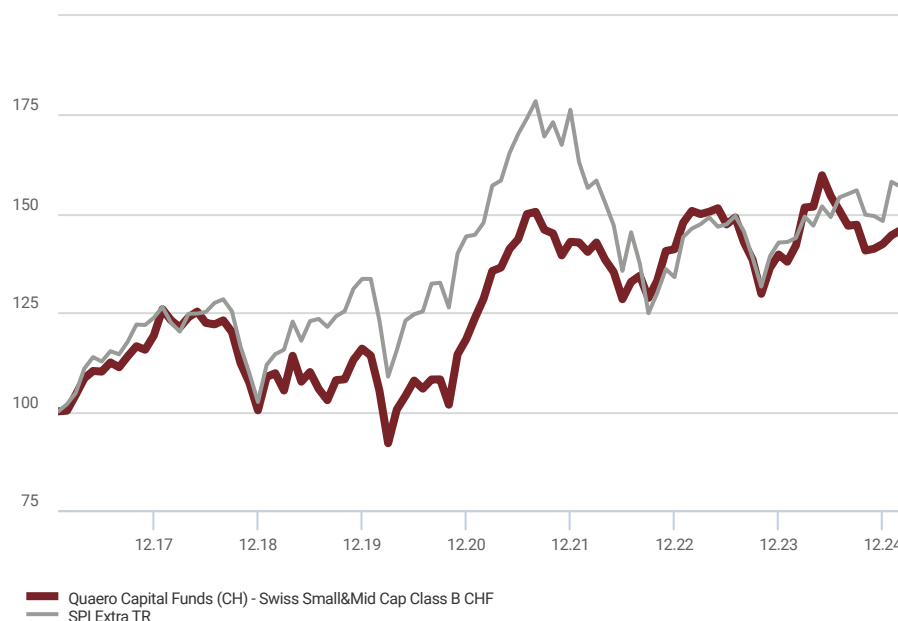
1	2	3	4	5	6	7
---	---	---	---	---	---	---

For further information on the risks to your investment, please check the important information opposite, as well as on the last page of this document.

ADMINISTRATIVE INFORMATION

Investment manager	Quaero Capital SA
Management team	P. Best, M. Saint John Webb, L. Stöckli
Administrator	FundPartner Solutions (Suisse) SA, Genève
Custodian	Banque Pictet & Cie SA, Geneva
Auditors	PwC Genève

PERFORMANCE INFORMATION



Cumulative	Class	Index	Calendar year	Class	Index
1M	-0.4%	-2.6%	2025 YTD	+2.0%	+3.1%
3M	+2.0%	+3.1%	2024	+2.1%	+3.8%
6M	-1.4%	-2.0%	2023	-0.6%	+6.5%
1Y	-4.2%	+2.3%	2022	-1.1%	-24.0%
3Y	+2.4%	-3.5%	2021	+21.1%	+22.2%
5Y	+59.5%	+40.4%	2020	+2.1%	+8.1%
Since inception	+47.2%	+52.8%	2019	+15.6%	+30.4%

Annualised	Class	Index	Risk measures	Class	Index
3Y	+0.8%	-1.2%	Volatility*	11.3%	13.8%
5Y	+9.8%	+7.0%	Tracking error*	8.8%	-
Since inception	+4.9%	+5.3%	Information ratio*	0.25	-
			Beta*	0.63	-
			Correlation*	0.77	-

* 3-year annualized measures. No data available if the Fund is under 3 years. Risk measures are relative to the benchmark index indicated, if any, under the “Key Facts” section.

** From November 2018, Quaero Capital SA is managing a parallel account for and on behalf of an existing investor in the fund following the transfer of that investor’s entire holding in the fund to the account. The account follows a similar strategy to the fund, its assets are therefore part of the Swiss Small&Mid Cap Strategy.

Risks: Investments in funds are subject to risk. **Past performance is not a reliable indicator of future returns. Future returns are not guaranteed and a loss of principal may occur.** The value of an investment may decline as well as increase and shareholders risk to lose part or all of their investment. In addition, any performance data included in this document does not take into account fees and expenses charged on issuance and redemption of securities nor any taxes that may be levied. Changes in exchange rates may cause increases or decreases in your return. **The risk category was calculated using historical performance data (or indicative fund performance during periods of suspension), in accordance with PRIIPS Regulation (EU) No 1286/2014. It may not be a reliable indicator of the fund’s future risk profile. The fund’s risk category is not guaranteed to remain fixed. Please see the Key Information Document for more information.**

QUAERO CAPITAL FUNDS (CH) - SWISS SMALL&MID CAP

Class B CHF

March 2025

MAIN FEES

Annual management fee	1.00%
Performance fee	-
Subscription fee (max)	-
Redemption fee (max)	-
TER (03.2024 - 02.2025)	1.32%

Subscription & Redemption fees can be waived upon identification of the investor. Not all the costs are presented. Further information can be found in the prospectus or equivalent.

DEALING INFORMATION

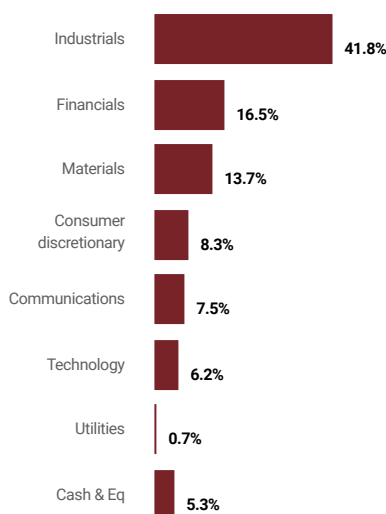
Liquidity	Daily
Subscription notice	T-1bd (max 12pm CET)
Redemption notice	T-10bd (max 12pm CET)
Minimum investment	CHF 1'000'000
ISIN	CH0307285194
Bloomberg	QSWSMCB SW
Telekurs	30728519

ESG RATING

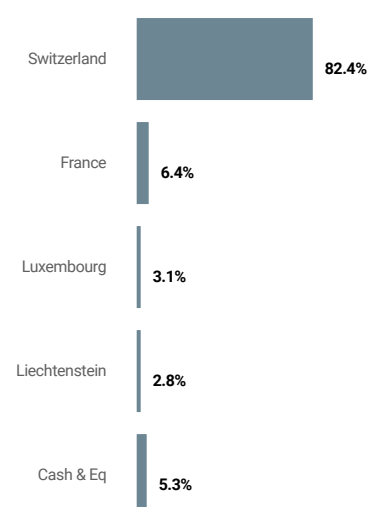


In-line with the Swiss Small & Mid-cap market. It reflects the challenge for small-cap companies who benefit from less coverage by ESG rating agencies. The team continue to encourage greater transparency from companies to improve these evaluations. More information: quaerocapital.com/ESG.

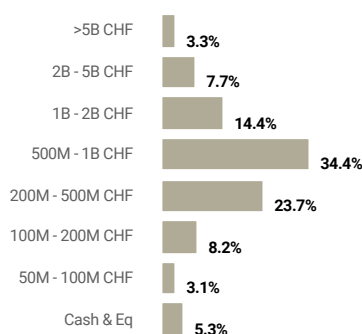
SECTORAL BREAKDOWN



GEOGRAPHIC BREAKDOWN



MARKET CAPITALISATION BREAKDOWN



LARGEST HOLDINGS

VIEL & CIE SA	Inter dealer broker
StarragTornos Group AG	High-tech machine tool maker
IMPLENIA AG	Construction/real estate
Cicor Technologies Ltd	Electronics components company
TX Group AG	Media holding company

CALENDAR YEAR RETURNS

	2025	2024	2023	2022	2021	2020	2019	2018	2017
Class	+2.0%	+2.1%	-0.6%	-1.1%	+21.1%	+2.1%	+15.6%	-15.8%	+19.2%◆
Index	+3.1%	+3.8%	+6.5%	-24.0%	+22.2%	+8.1%	+30.4%	-17.2%	+23.7%◆

◆ Results since inception (10.02.2017)

MONTHLY RETURNS (PAST 5 YEARS)

	Year	Jan	Feb	Mar	Apr	May	Jun	Jul	Aug	Sep	Oct	Nov	Dec	
2025	Class Index	+2.0% +3.1%	+1.5% +6.7%	+0.9% -0.7%	-0.4% -2.6%									
2024	Class Index	+2.1% +3.8%	-1.3% +0.1%	+3.0% +0.7%	+7.0% +3.7%	+0.1% -1.5%	+5.2% +3.3%	-3.3% -1.8%	-2.4% +3.3%	-2.5% +0.6%	+0.2% +0.6%	-4.4% -4.0%	+0.3% -0.2%	+0.8% -0.8%
2023	Class Index	-0.6% +6.5%	+4.8% +7.6%	+2.0% +1.5%	-0.2% +0.8%	+0.4% +1.2%	+0.6% -1.6%	-2.7% +0.4%	+1.2% +1.4%	-4.2% -2.6%	-3.1% -4.6%	-6.2% -5.3%	+5.1% +5.8%	+2.5% +2.5%
2022	Class Index	-1.1% -24.0%	-0.1% -7.5%	-1.7% -4.0%	+1.9% +1.2%	-3.0% -3.5%	-2.3% -3.8%	-5.1% -7.8%	+3.4% +7.2%	+1.2% -5.4%	-4.2% -9.2%	+3.4% +4.1%	+5.7% +4.7%	+0.3% -1.5%
2021	Class Index	+21.1% +22.2%	+4.5% +0.3%	+4.0% +2.1%	+5.5% +6.4%	+0.6% +0.8%	+3.5% +4.4%	+1.8% +2.9%	+4.4% +2.3%	+0.4% +2.5%	-3.0% -5.0%	-0.6% +2.1%	-3.8% -3.3%	+2.5% +5.3%

Source for all data & charts (if not indicated otherwise): Quaero Capital SA

IMPORTANT INFORMATION

General: This is a marketing document and is intended for informational and/or marketing purposes only. It is neither directed to, nor intended for distribution or use by, any person or entity who is a citizen or resident of or located in any locality, state, country or jurisdiction where such distribution, publication, availability or use would be contrary to law or regulation. This document is neither an offering memorandum, nor should it be considered as a solicitation to purchase or to invest in Quaero Capital Funds (CH) - Swiss Small&Mid Cap (the "Fund"). Any offer to purchase shares in the Fund based on this document will not be capable of acceptance. The Prospectus, KID, Articles, annual and semi-annual reports (the "Legal Documents") may be obtained free of charge at the address of FundPartner Solutions (Suisse) S.A., route des Acacias 60, 1211 Geneva 73, Switzerland. Swiss paying agent: Banque Pictet & Cie S.A., route des Acacias 60, 1211 Geneva, Switzerland. **Please read the Legal Documents before investing and take note of the risk factors listed in the Fund's prospectus that are not intended to be reproduced in full in this document.**

Performance: Nothing contained herein shall constitute any representation or warranty as to future performance of any financial instrument, currency rate or other market or economic measure. No assurance can be made that profits will be achieved or that substantial losses will not be incurred. **Past performance is not a guide to or indicative of future results. Future returns are not guaranteed and a loss of principal may occur. Future performance is subject to taxation which depends on the personal situation of each investor and which may change in the future.**

Risk: Factors affecting fund performance may include changes in market conditions (including currency risk) and interest rates, as well as other economic, political, or financial developments. Investments in equities are subject to market risks which will not be hedged. The fund may invest in securities which are less liquid because buyers/sellers are not always in sufficient numbers to trade these securities readily or because they hold a large portion of their shares. The Fund may invest beyond its primary universe which may result in additional risks. Cash placed in time deposits or money market funds are exposed to their issuer's default risk.

Index: The Fund is actively managed and uses the SPI Extra as a performance target and to calculate the performance fee. The benchmark has been chosen as it is generally considered to be representative of the investment universe in which the Fund invests. The performance of the Fund is likely to differ from the performance of the benchmark as the holdings, weightings and asset allocation will be different. Investors should carefully consider these differences when making comparisons.

Copyright: Any index referred to herein is the intellectual property (including registered trademarks) of the applicable licensor. Any product based on an index is in no way sponsored, endorsed, sold or promoted by the applicable licensor and it shall not have any liability with respect thereto. Any index data referenced herein remains the property of the Data Vendor.

Largest Holdings: The specific securities and portfolio companies identified and described herein do not represent all of the securities or portfolio companies purchased by the Fund. Portfolio data is as of the date indicated, subject to change without notice, and may not represent current or future portfolio composition. Investing in securities involves substantial risk. No assurance can be made that profits will be achieved and that substantial losses will not be incurred.

Country Specific Disclaimers: It is the responsibility of any person/s in possession of this document to inform themselves of, and to observe, all applicable laws and regulations of any relevant jurisdiction. Neither Quaero Capital nor the Fund shall be liable for, and accept no liability for, the use or misuse of this document. If such a person considers an investment in Shares of the Fund, they should ensure that they have been properly advised about the suitability of an investment. All persons interested in investing in the Fund presented are recommended to seek advice from independent legal and tax financial advisors in order to ascertain whether the investment is appropriate to their own objectives. Latest prices are available on www.fundinfo.com.

Any reference to QUAERO CAPITAL in this document, should be construed as being a reference to any one or more of the legal entities, listed below, dependent on the particular jurisdiction in which the document is published, subject to the investment products and services referred to herein being available to potential investors or categories of investors in such jurisdictions. Quaero Capital SA, Quaero Capital (France) SAS, Quaero Capital (Luxembourg) SA, Quaero Capital LLP.