



Synchrony LPP 40 J

ISIN CH1139995844

J Class: open to investors within the meaning of Art. 38a al. 1 OIA and authorised to invest under a specific written agreement signed with an entity of the BCGE group.

February 2023

Fund Profile

- Direct investment or via investment funds in equities, investment grade bonds, real estate and money market instruments
- Active management fund reflecting the BCGE Group's investment strategy with a moderate risk profile
- Allocation with a significant preponderance of investment in Switzerland and maximum foreign currency exposure of 30%
- Objective: to obtain a balance between fixed income and capital growth

AA

MSCI ESG
RATING

Technical information

Net Asset Value	CHF 119.73
Fund assets (m)	CHF 127.85
Volatility (5 years)	8.20%
Tracking error (5 years)	1.43
Correlation (5 years)	0.99
Beta (5 years)	1.04
Capitalisation Fund	

Performance in CHF

%	2018	2019	2020	2021	2022	5 Years	YTD	Feb 23
Fd NAV	-5.65	14.04	3.00	8.50	-15.36	6.48	2.60	-1.19
Index	-3.41	12.36	3.39	7.07	-14.80	7.04	2.51	-1.36

Total Return Performance

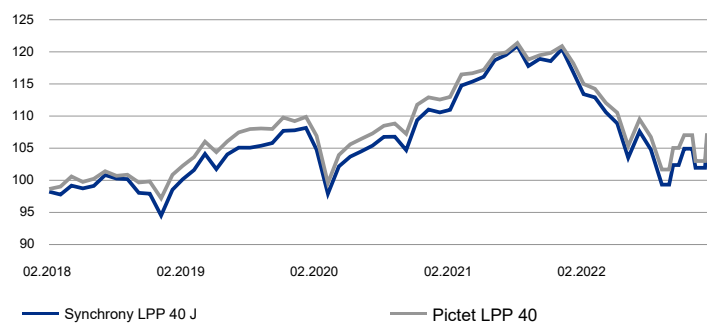
Benchmark: Pictet LPP 2000 - LPP40

* Technical information and performance data are based on the NAVs of class B until 24.04.2022, to which the NAVs of class J are chained from the date of its launch, 25.04.2022. The J class differs from the B class by its access conditions and by the lower rate of its global flat fee.

Fund features

Fund domicile	Switzerland
Custodian bank	BCV
Portfolio Manager (BCGE)	Jules Munier
Launch date	25.04.2022
Fund base currency	CHF
All in fee	1.10%
TER as of 15.09.2022	0.90%
Year-end closing date	15 March
Liquidity	Daily
Cut-off	09:30

Indexed historical performance



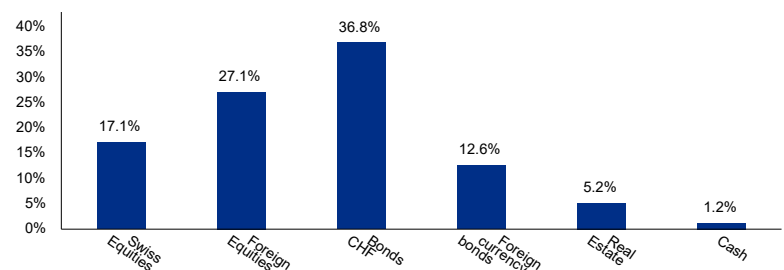
Fund manager's report

February saw an abrupt pause on the main markets. Inflation appears to be decelerating less rapidly than expected, and the postponement of the end of the monetary tightening by the central bankers fuelled the rise in rates. Long-term rates returned to levels reached at the end of last year, and equities, bonds and real estate dropped. The EUR appreciated slightly and the USD rose sharply against the CHF. Against this backdrop, the fund lost more than 1% but ended the month ahead of its benchmark. Relative to its benchmark, it benefited primarily from its selection of equities and bonds and its underweighting in Swiss bonds.

Major Holdings

Equities	
Synchrony US Equity M	15.5%
Synchrony Swiss Equity	5.1%
Synchrony Small & Mid Caps CH I	4.4%
Synchrony Optimised SPI	3.9%
Synchrony All Caps M	2.1%
Bonds	
Pictet CH Bonds Tracker	14.9%
Vanguard Investment Global Bd Index H	12.6%
Synchrony LPP Bonds I	9.6%
Synchrony (LU) World Bonds (CHF) I	8.5%
BNY Mellon Euroland Bond CHF	3.7%

Investment Categories



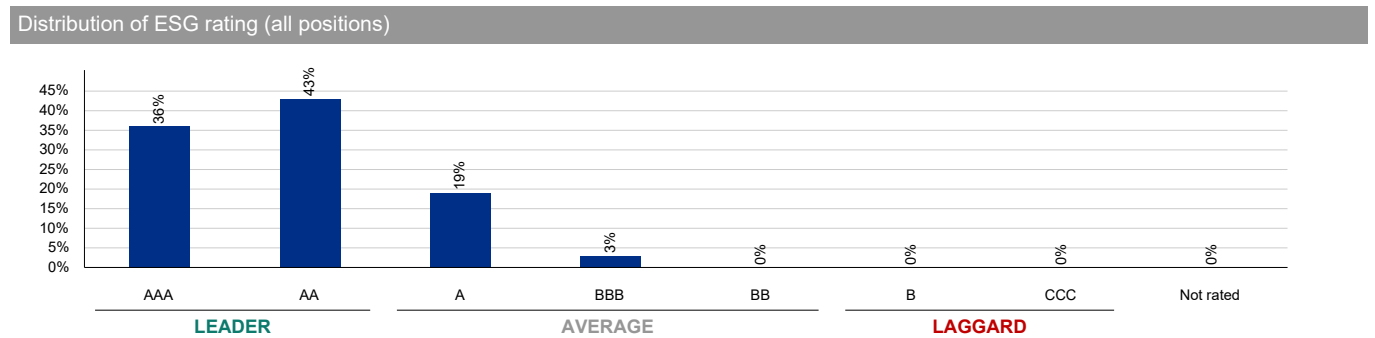
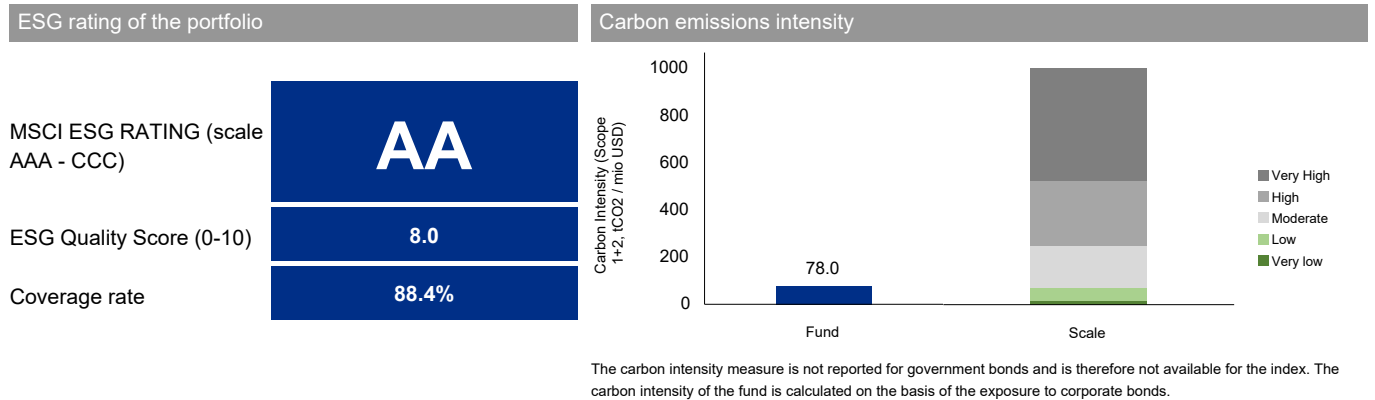
Percentage of investment in CHF: 72.47%

Synchrony LPP 40 J

ISIN JB1139995844

February 2023

Banque Cantonale de Genève has opted for an independent external rating policy for its investment products in the area of ESG (Environment, Social and Governance) parameters. The ratings presented are provided by the extra-financial rating agency MSCI ESG Research LCC. For more information, please contact your advisor.



ESG rating of the main positions

Name	Weight	Coverage rate	ESG Rating	ESG Quality Score	Carbon Intensity
Equities					
Synchrony US Equity M	15.5%	99.9%	AAA	8.6	111.9
Synchrony Swiss Equity	5.1%	99.6%	AAA	9.8	28.5
Synchrony Small & Mid Caps CH I	4.4%	99.7%	AAA	9.8	27
Synchrony Optimised SPI	3.9%	98.9%	AAA	9.5	96.2
Synchrony All Caps M	2.1%	99.5%	AAA	9.3	28.6
Bonds					
Pictet CH Bonds Tracker	14.9%	89.9%	AA	7.4	13.1
Vanguard Investment Global Bd Index H	12.6%	86.7%	A	6.7	193.9
Synchrony LPP Bonds I	9.6%	80.2%	AA	7.7	48.8
Synchrony (LU) World Bonds (CHF) I	8.5%	83.8%	AA	8	47.4
BNY Mellon Euroland Bond CHF	3.7%	75.3%	A	7.1	63.7

© 2020 MSCI ESG Research LLC. Reproduced by permission

Although Banque Cantonale de Genève's information providers, including, without limitation, MSCI ESG Research LLC and its affiliates (the "ESG Parties"), obtain information (the "Information") from sources believed to be reliable, the ESG Parties do not warrant the originality, accuracy and/or completeness of the data presented herein and disclaim all warranties, express or implied, including those of merchantability and fitness for a particular purpose. The Information may only be used for your internal use and may not be reproduced. It may not be reproduced or redistributed in any form and may not be used as the basis for or as a component of any financial instruments or products or indices. Furthermore, none of the Information may in itself be used to determine which securities to buy or sell or when to buy or sell them. The ESG Parties shall not be liable for any errors or omissions in connection with the data presented herein, nor for any direct, indirect, special, punitive, consequential or other damages (including lost profits), even if they have been advised of the possibility of such damages.

This document is a monthly marketing sheet. The information in this document is based on reliable data and statistics. The performances mentioned are provided for information purposes only and are not guaranteed for the future. Past performance should not be taken as an indicator of current or future performance. The performance does not take into account commissions and fees charged upon the issuance and redemption of units. Neither Banque Cantonale de Genève nor the BCGE Group can be held responsible for them. The annual and semi-annual reports, the prospectuses with integrated fund contracts, as well as the key information for investors of the investment funds managed or sold by BCGE can be obtained free of charge from BCGE, Geneva, or from the fund management company GERIFONDS SA (www.gerifonds.ch).