

HSBC EURO GVT BOND FUND

Marketing communication | Monthly report 31 January 2025 | Share class HC



Investment objective

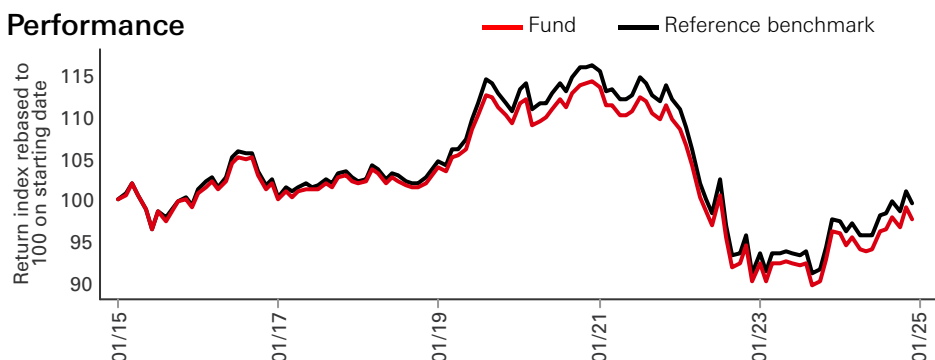
The objective of the FCP, which falls into the AMF's "bonds and other debt securities denominated in euro" classification, is to outperform the FTSE EMU Government Bond Index (EGBI) benchmark over the recommended investment horizon, excluding management fees. The FTSE EMU Government Bond Index (EGBI) benchmark is made up of all securities issued by eurozone governments with a maturity of more than one year and an outstanding amount of more than EUR 1 billion.



Main risks

- The Fund's unit value can go up as well as down, and any capital invested in the Fund may be at risk.
- The Fund invests in bonds whose value generally falls when interest rates rise. This risk is typically greater the longer the maturity of a bond investment and the higher its credit quality. The issuers of certain bonds, could become unwilling or unable to make payments on their bonds and default. Bonds that are in default may become hard to sell or worthless.
- Further information on the potential risks can be found in the Key Information Document (KID) and/or the Prospectus or Offering Memorandum.

Performance



Share Class Details

Key metrics

NAV per Share	EUR 3,206.35
Performance 1 month	-0.15%
Yield to maturity	2.67%

Fund facts

UCITS V compliant	Yes
Dividend treatment	Accumulating
Dealing frequency	Daily
Valuation Time	17:35 France
Share Class Base Currency	EUR
Domicile	France
Inception date	16 December 1998
Fund Size	EUR 304,522,698
Reference benchmark	100% FTSE EMU Government Bond Index (EGBI)

Managers	Laurent Garrigue Octavia Lepas
----------	---

Fees and expenses

Minimum Initial Investment ¹	EUR 1
Ongoing Charge Figure ²	0.450%

Codes

ISIN	FR0000971293
WKN	622959
Bloomberg ticker	HSBEURC FP

¹Please note that initial minimum subscription may vary across different distributors

²Ongoing Charges Figure is an estimate due to a change of fee structure.

Past performance does not predict future returns. The figures are calculated in the share class base currency, dividend reinvested, net of fees.

This is a marketing communication. Please refer to the prospectus and to the KIID before making any final investment decisions.

For definition of terms, please refer to the Glossary QR code and Prospectus.

Source: HSBC Asset Management, data as at 31 January 2025

For Professional investors only. Not for further distribution.

Performance (%)	YTD	1 month	3 months	6 months	1 year	3 years ann	5 years ann	10 years ann
HC	-0.15	-0.15	0.74	1.20	1.63	-3.49	-2.69	-0.25
Reference benchmark	-0.20	-0.20	0.67	1.36	2.09	-3.56	-2.59	-0.06

Rolling Performance (%)	31/01/24-31/01/25	31/01/23-31/01/24	31/01/22-31/01/23	31/01/21-31/01/22	31/01/20-31/01/21	31/01/19-31/01/20	31/01/18-31/01/19	31/01/17-31/01/18	31/01/16-31/01/17	31/01/15-31/01/16
HC	1.63	3.78	-14.76	-4.40	1.52	7.51	1.96	1.80	-0.67	0.82
Reference benchmark	2.09	4.06	-15.58	-3.97	1.81	8.26	2.36	1.88	-0.87	1.32

3-Year Risk Measures	HC	Reference benchmark	5-Year Risk Measures	HC	Reference benchmark
Volatility	7.65%	7.81%	Volatility	6.41%	6.56%
Sharpe ratio	-0.77	-0.77	Sharpe ratio	-0.61	-0.59
Tracking error	0.57%	--	Tracking error	0.53%	--
Information ratio	0.14	--	Information ratio	-0.18	--

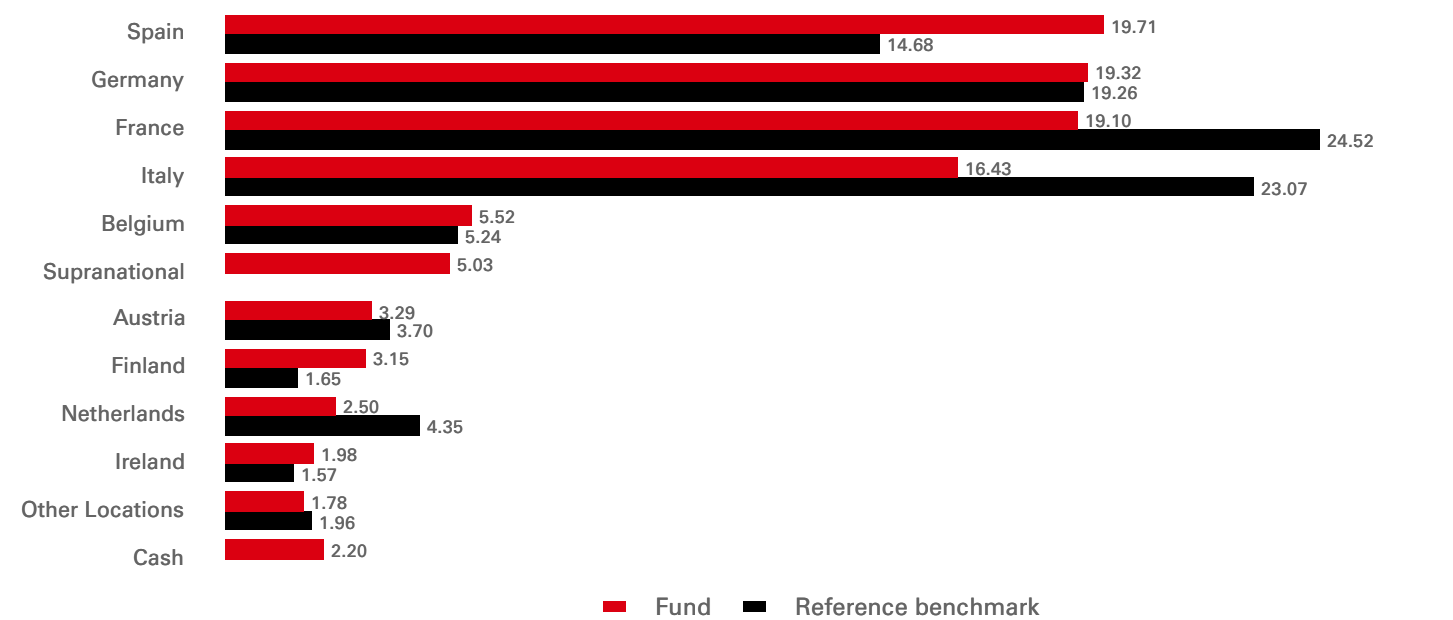
Fixed Income Characteristics	Fund	Reference benchmark	Relative
No. of holdings ex cash	138	399	--
Yield to worst	2.67%	2.75%	-0.07%
Yield to maturity	2.67%	2.75%	-0.07%
Option Adjusted Duration	7.42	7.15	0.27
Modified Duration to Worst	7.31	7.00	0.31
Option Adjusted Spread Duration	6.69	7.10	-0.41
Average maturity	8.71	8.77	-0.06
Minimum rating	AA-/A+	AA-/A+	--

Credit rating (%)	Fund	Reference benchmark	Relative
AAA	25.37	23.61	1.76
AA	34.52	36.68	-2.16
A	10.49	9.77	0.73
BBB	27.42	29.94	-2.53
Cash	2.20	--	2.20

HSBC ESG Score	ESG score	E	S	G
Fund	6.9	6.1	7.4	7.2
Reference benchmark	6.9	5.9	7.4	7.2

A proprietary methodology is used to calculate a company ESG rating. A higher number indicates a more favourable ESG profile in the view of HSBC.

Geographical Allocation (%)



Sector Allocation (%)	Fund	Reference benchmark	Relative
Treasuries	89.30	100.00	-10.70
Supranational	5.03	--	5.03
Agencies	3.47	--	3.47
Cash	2.20	--	2.20

Top 10 Holdings	Weight (%)
DEUTSCHLAND REP 2.300 15/02/33	4.26
BTPS 0.000 01/04/26	4.07
BTPS 1.600 01/06/26	3.28
SPANISH GOV'T 2.700 31/01/30	3.20
BUNDESUBL-G 1.300 15/10/27	3.11
FRANCE O.A.T. 2.750 25/02/29	3.05
SPANISH GOV'T 1.950 30/07/30	2.99
FRANCE O.A.T. 0.000 25/02/26	2.86
FRANCE O.A.T. 0.750 25/05/28	2.63
REP OF AUSTRIA 0.750 20/10/26	2.19

Index Disclaimer

FTSE International Limited ("FTSE") © FTSE 2025. "FTSE®" is a trade mark of the London Stock Exchange Group companies and is used by FTSE International Limited under licence. All rights in the FTSE indices and / or FTSE ratings vest in FTSE and/or its licensors. Neither FTSE nor its licensors accept any liability for any errors or omissions in the FTSE indices and / or FTSE ratings or underlying data. No further distribution of FTSE Data is permitted without FTSE's express written consent.

Important Information

The material contained herein is for marketing purposes and is for your information only. This document is not contractually binding nor are we required to provide this to you by any legislative provision. It does not constitute legal, tax or investment advice or a recommendation to any reader of this material to buy or sell investments. You must not, therefore, rely on the content of this document when making any investment decisions.

This document is designed for sales and marketing purposes for the introduced fund and is not an offer, an investment advice/recommendation or an invitation to make an application to invest in this fund. It does not constitute independent investment research. All statutory requirements concerning impartiality of financial analysis are unaffected. This document does not replace a professional investment advice. It is not an offer for subscription. A prohibition of trading concerning mentioned financial products before publishing this document does not exist. This document is not determined to citizens of the USA. Past performance contained in this document is not a reliable indicator of future performance whilst any forecasts, projections and simulations contained herein should not be relied upon as an indication of future results. Due to the composition of the fund prices may fluctuate significantly in the short term to the downside as well as the upside.

This document provides a high level overview of the recent economic environment. It is for marketing purposes and does not constitute investment research, investment advice nor a recommendation to any reader of this content to buy or sell investments. It has not been prepared in accordance with legal requirements designed to promote the independence of investment research and is not subject to any prohibition on dealing ahead of its dissemination. This document is based on information obtained from sources we believe to be reliable but which have not been independently verified; therefore we accept no responsibility for accuracy and/or completeness. The opinions represented in this document express opinions of the author/the authors and are subject to change. The shift of opinion has not to be published. The fund is not suitable for every investor. It cannot be ruled out that an investment in the fund could lead to losses for the investor. It is also possible that investors might lose all of their initial investment. All information within this document do neither replace the prospectus for the fund nor the Key Investor Information Documents and the most recent annual and semi-annual reports. These documents can be obtained upon request and free of charge from HSBC Continental Europe S.A, Hansaallee 3, 40549 Duesseldorf, Germany. They are also available on the internet via www.assetmanagement.hsbc.de/de.

Further Information can be found in the prospectus.


To help improve our service and in the interests of security we may record and/or monitor your communication with us. HSBC Global Asset Management (UK) Limited provides information to Institutions, Professional Advisers and their clients on the investment products and services of the HSBC Group.

Copyright © HSBC Global Asset Management (UK) Limited 2024. All rights reserved.

Source: HSBC Asset Management, data as at 31 January 2025

For Professional investors only. Not for further distribution.

Follow us on:



For more information please contact us at Tel: +49 (0)211 910 4784.

Website:

www.assetmanagement.hsbc.de/de

Glossary



www.assetmanagement.hsbc.co.uk/api/v1/download/document/lu0165289439/gb/en/glossary