

# Ofi Invest European Convertible Bond GI

Monthly Factsheet - Convertible Bonds - January 2025



## Investment policy :

Ofi Invest European Convertible Bond GI is a European convertible bond fund. It allows investors to benefit from the convexity of convertible bonds and part of the performance of a selection of European stocks. The fund's objective is to participate in the growth of tomorrow's leading companies by investing in their convertible issues to help finance their development.

Registered in : DEU  AUT 

## Key figures as of 31/01/2025

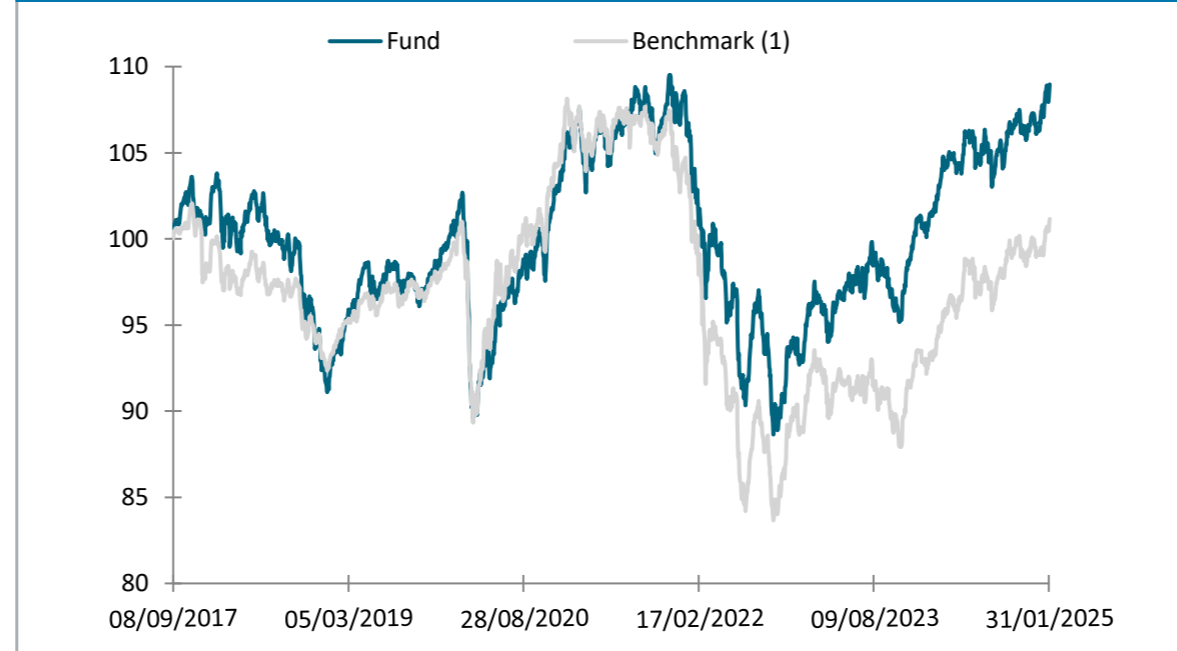
NAV of the part GI (EUR):	108,96
Net Assets of the part GI (EUR):	108,96
Total Net Assets (EUR M):	166,90
Delta:	43%
Modified duration:	1,40
Current yield:	1,31%
Number of holdings:	57

## Characteristics

ISIN Code:	FR0013274941
Ticker:	OFIMCGI FP Equity
AMF Classification:	Diversified
Europerformance Classification:	European convertible bonds
SFDR Classification:	Article 8
Management Company:	OFI INVEST ASSET MANAGEMENT
Benchmark <sup>(1)</sup> :	Refinitiv Europe Focus Hedged Convertibles Bond Index
Main Risks:	Capital and performance Market : equity, fixed income and credit Currency
Fund Manager:	Nancy Scribot Blanchet
Legal Form:	SICAV (UCITS V)
Distribution Policy:	Capitalisation
Currency:	EUR
Inception date:	08/09/2017
Recommended investment horizon:	Over 3 years
Valuation:	Daily
Subscription cut-off:	D at 12h
Redemption cut-off:	D at 12h
Settlement:	D+2
Subscription fees Max/Real:	2%/None
Redemption fees Max/Real:	None/None
Outperformance fees:	None
Management fees and other administrative and operating expenses	0,57%
Custodian:	SOCIETE GENERALE PARIS
Administrative agent:	SOCIETE GENERALE PARIS

(1) Benchmark : Refinitiv Europe Focus Hedged Convertibles Bond Index

## Return since inception



Source: Europerformance

## Risk Profile

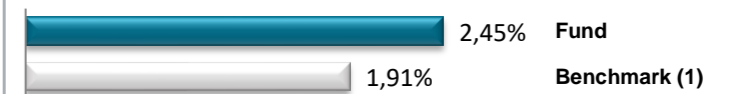
Level: 1 2 3 4 5 6 7

## Monthly return



Source: Europerformance

## YTD return



Source: Europerformance

## Return & Volatility

	Since inception (cum.)		3 Years (cum.)		1 Year		YTD		6 Months	3 Months
	Return	Volat.	Return	Volat.	Return	Volat.	Return	Volat.	Return	Return
Ofi Invest European Convertible Bond GI	8,96%	7,11%	5,27%	6,97%	7,27%	4,81%	2,45%	-	3,65%	2,67%
Benchmark <sup>(1)</sup>	1,17%	6,79%	0,81%	7,34%	8,43%	4,60%	1,91%	-	3,76%	2,24%

Source: Europerformance

## Monthly returns

	Jan.	Feb.	Mar.	Apr.	May	Jun.	Jul.	Aug.	Sep.	Oct.	Nov.	Dec.	Year	Benchmark
2020	0,69%	-0,98%	-8,40%	2,85%	0,66%	2,33%	0,11%	2,26%	1,50%	-1,43%	5,40%	1,76%	5,26%	8,11%
2021	0,47%	-0,72%	0,67%	1,10%	-0,15%	0,45%	1,32%	-0,09%	1,16%	1,16%	0,97%	0,58%	3,70%	-1,76%
2022	-4,60%	-3,01%	-0,18%	-2,06%	-1,16%	-6,45%	5,60%	-1,93%	2,16%	2,16%	3,32%	-1,15%	-14,41%	-15,00%
2023	3,64%	-0,35%	0,45%	0,36%	0,20%	1,51%	1,52%	-1,06%	-1,59%	-1,59%	3,91%	1,96%	9,01%	5,37%
2024	0,35%	1,94%	1,24%	-0,80%	1,81%	-1,50%	0,81%	0,59%	-0,33%	-0,33%	0,46%	-0,25%	5,06%	6,16%
2025	2,45%												2,45%	1,91%

Source: Europerformance

# Ofi Invest European Convertible Bond GI



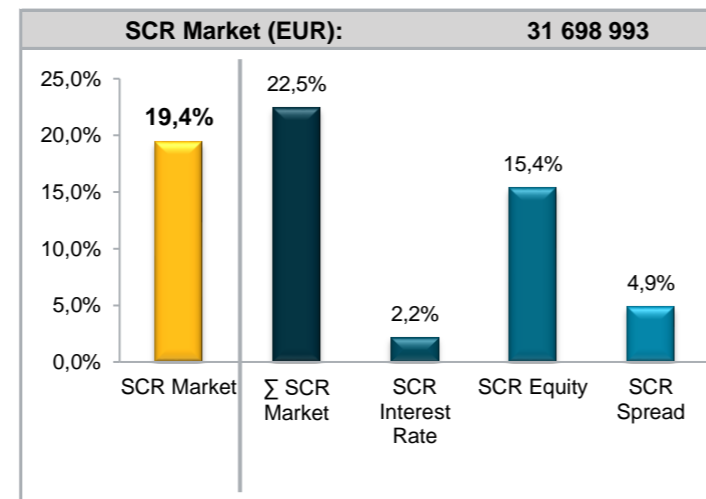
Monthly Factsheet - Convertible Bonds - January 2025

## TOP 10 Holdings

Name	Weight
STMICROELECTRONICS NV Z 04/08/2027	4,27%
SAFRAN SA Z 01/04/2028	3,62%
LEG PROPERTIES BV 1 04/09/2030	3,59%
RAG-STIFTUNG 2.25 28/11/2030	3,31%
AMADEUS IT GROUP SA 1.5 09/04/2025	3,21%
SCHNEIDER ELECTRIC SE 1.97 27/11/2030	3,14%
CITIGROUP GLOBAL MARKETS HOLDINGS 0.8 05/02/2030	3,00%
IBERDROLA FINANZAS SAU 0.8 07/12/2027	2,58%
NEXI SPA Z 24/02/2028	2,41%
ACCOR SA 0.7 07/12/2027	2,09%
<b>TOTAL</b>	<b>31,22%</b>

Source: Ofi Invest AM

## Solvency Capital Requirement



\*Quarterly data as of 31/12/2024

Source: Ofi Invest AM

## Asset management strategy

rates at 4.5%, marking a pause after three consecutive cuts in 2024 (totalling a 1% reduction). In Europe, the ECB continued with its policy of monetary easing, cutting its deposit rate by 25 bps to 2.75%, the fifth such cut since June 2024, when the deposit rate peaked at 4%. On the data front, the advance estimate of US Q4 GDP growth fell short of expectations, coming in at 2.3% versus 2.6% expected, as a result of declining business investment, while the CPI was up 2.9% YoY (vs. 2.8% expected). In the eurozone, GDP held steady in Q4, giving annual GDP growth of 0.7% in 2024, compared with 0.5% in 2023, with significant disparities between countries. The final CPI for the zone was up 2.4% YoY, in line with the consensus, driven by the services component. On the political front, Donald Trump officially took the oath of office as President of the United States, going on to state that he would impose 25% tariffs on Canadian imports and threatening to also impose tariffs on EU goods if the EU did not increase its purchases of US oil. Lastly, in Asia, Chinese GDP growth came in at 5.4%, exceeding analysts' expectations of 5%, while year-on-year inflation in Japan reached 3.6% in December, compared with an expected figure of 3.4%, putting the BoJ in an uncomfortable position: although it hiked interest rates by 25 bps, the issue of whether monetary policy needs to be further tightened remains unresolved.

Against this backdrop, European equity markets began the year in positive territory, with the Stoxx 600 up 6.3%, the CAC 40 7.8% and the Dax 9.2%. Meanwhile, the S&P 500 gained 2.7%. In credit, the 5-year Crossover narrowed 26 bps to 288 bps, while German 10-year yields narrowed slightly, down 9 bps to 2.46%. In currencies, the euro strengthened against sterling (up 1%), the Swiss franc (up 0.4%) and, to a lesser extent, the US dollar (up 0.1%). In European convertible bonds, the LSEG Refinitiv Convertibles Europe Focus Hdg index in euros gained 1.91% in the month, while OFI Invest ESG European Convertible Bond gained 2.41% over the same period.

The European primary market had a difficult start to the year. Given the lack of issues, at the very end of the month Citi issued a 0.8% bond maturing in 2030 exchangeable for Airbus shares (€375m; France; industrial goods and services).

As regards performance, the negative contributors were mainly in the tech sector – STM 2027 (-12 bps; down 3%), BE Semiconductor 2029 (-6 bps; down 3.1%) and Alphawave 2030 (-6 bps; down 16.5%) – but also included Pharming 2029 (-4 bps; down 2.5%) and Saipem 2029 (-3 bps; down 3.2%). Conversely, the positive contributors were GTT shares (+42 bps; up 15%), Safran 2028 (+29 bps; up 8.7%), Prysmian (+28 bps; up 9.2%), Volvo (+20 bps; up 13.6%), Amadeus 2025 (+15 bps; up 4.8%), Evonik/RAG 2030 (+13 bps; up 4%) and Figeac 2028 (+12 bps; up 8.9%).

In terms of changes, we received maturity redemption proceeds from Veolia Environnement 2025, Voltalia 2025 and Sanofi/JPM 2025. We took advantage of a market downturn to buy more Sibanye Stillwater 2028 and MTU Aero 2027. We added a new position in Alphawave 2030 and subscribed for the Airbus/Citi 2030 primary issue.

Portfolio equity sensitivity was 39.16% at end January, the current yield was 1.5% for an average maturity of 2.8 years and the modified duration was 1.6. The portfolio's average ESG rating stood at 6.51, compared with 6.19 for the investment universe as a whole, and the cash position was 2%.

## SCR informations

The aggregate SCR represents the total of all underlying risks. It does not take into account the effects of diversification.

The SCR Market represents the capital requirement taking into account the various risk factors (see correlation matrix arising under regulation n°2015/35).



## Main movements of the month

Buy / Increase			
Name		Weight M-1	Weight M
AIRBUS / CITIGROUP GLOBAL MARKETS HOLDINGS 0.8 05/02/2030	Buy		3,00%
MTU AERO ENGINES AG 0.05 18/03/2027	Buy		1,60%
ALPHAWAVE IP GROUP PLC 3.75 01/03/2030	Buy		1,19%
STILLWATER MINING COMPANY 4.25 28/11/2028		0,66%	1,30%

Source: Ofi Invest AM

Sell / Decrease			
Name		Weight M-1	Weight M
JPMORGAN CHASE FINANCIAL COMPANY L Z 14/01/2025		1,71%	Sell
VEOLIA ENVIRONNEMENT SA Z 01/01/2025		1,86%	Sell
VOLTALIA SA 1 13/01/2025		2,00%	Sell

Source: Ofi Invest AM

## Statistical indicators (compared to the benchmark on a 1 year rolling basis)

Bêta	Alpha	Tracking Error	Sharpe Ratio <sup>(2)</sup>	Information Ratio	Frequency of profit	Worst draw down
0,94	-0,02	2,17%	0,72	-0,54	65,38%	-2,62%

(2) Risk free rate: compounded ESTR

Source: Europereformance

This is a non-contractual document provided for information only. This document is intended solely for unitholders or shareholders in the Fund. The information contained in this document is of no contractual value. Only the Fund's full prospectus and latest financial statements shall be deemed legally binding. Past performance is no guarantee of future performance and is not constant over time. Stated performance includes all fees with the exception of subscription and redemption fees. Investors in this fund are exposed to risks associated with changes in the value of units or shares in the Fund arising from market fluctuations. As such, the value of an investment may rise or fall, and investors may consequently lose some or all of their initial investment. This document is provided for information purposes only and is not intended to be either legally binding or contractual in nature. The investor acknowledges having received a copy of the prospectus filed with the AMF prior to investing. In spite of the care taken in preparing this document, the management company cannot guarantee that the information it contains is accurate, complete and up to date. The company may not be held liable for any losses incurred by investors who base their investment decisions solely on this document. The information in this document may not be reproduced in full or in part without the prior consent of its author. All requests for further information about the Fund should be directed to Ofi Invest Asset Management, 22 rue Vernier, 75017 Paris, France.

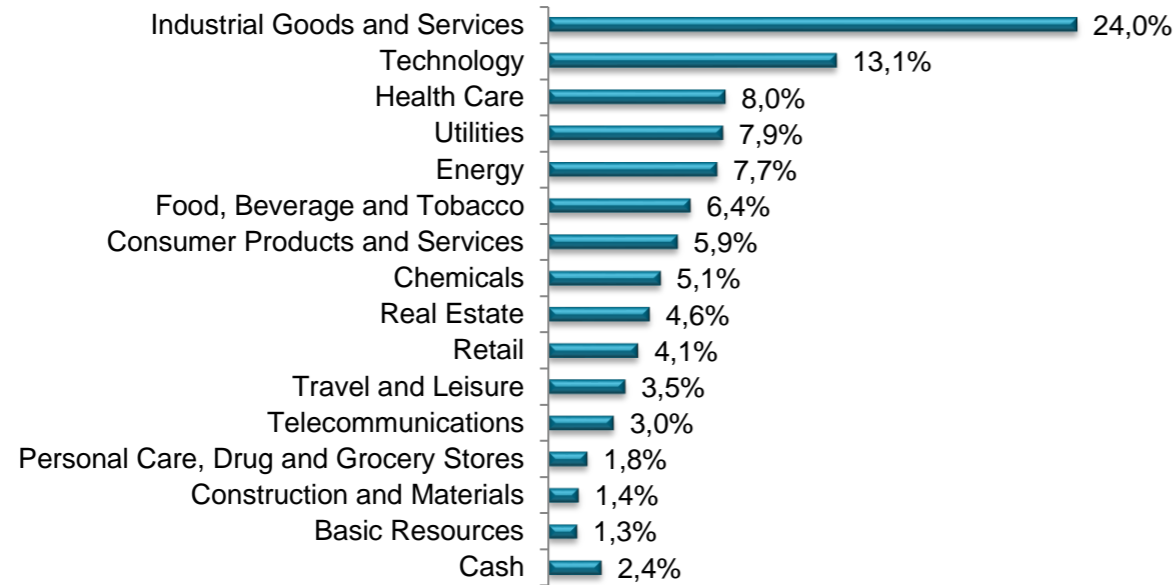
CONTACT • Sales Department • 01 40 68 17 17 • service.client@ofi-invest.com

Ofi Invest Asset Management • A portfolio management company authorised by the AMF under number GP 92-12 • Intracommunity VAT no.: FR 51384940342 • Principal activity (APE) code 6630Z • 22 rue Vernier 75017 Paris • Tel.: + 33 (0)1 40 68 17 17 • Fax: + 33 (0)1 40 68 17 18 • www.ofi-invest-am.com

# Ofi Invest European Convertible Bond GI

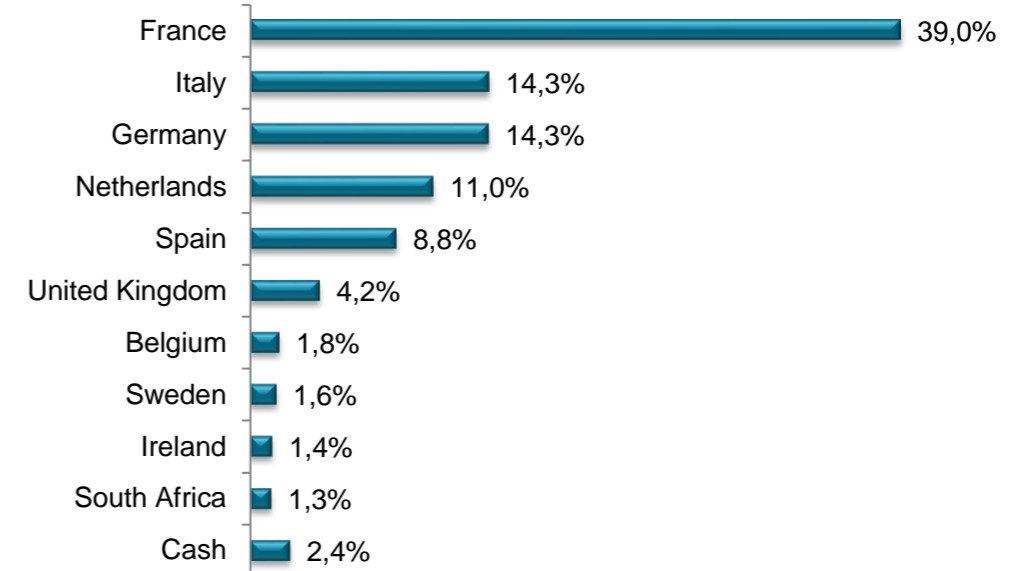
Monthly Factsheet - Convertible Bonds - January 2025

## Sector breakdown



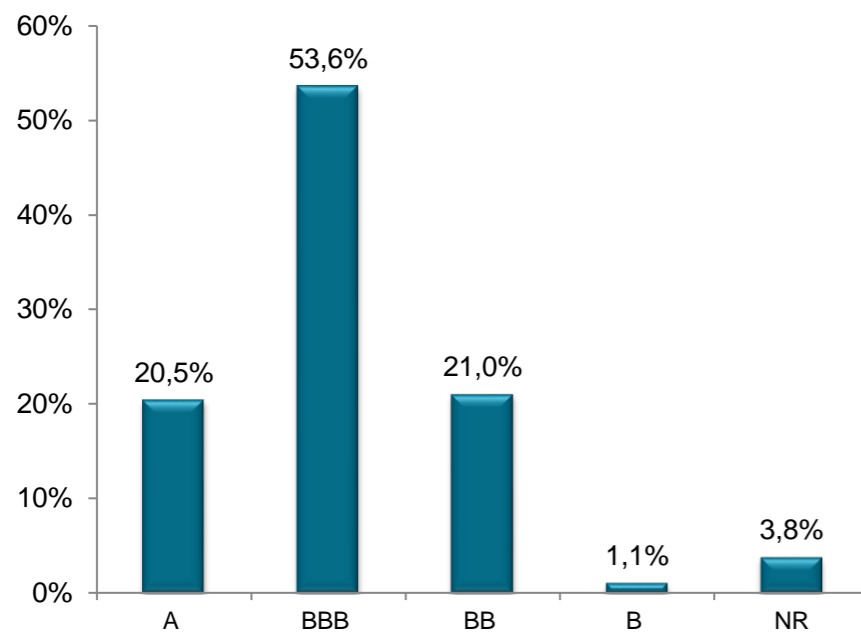
Source: Ofi Invest AM

## Geographical breakdown



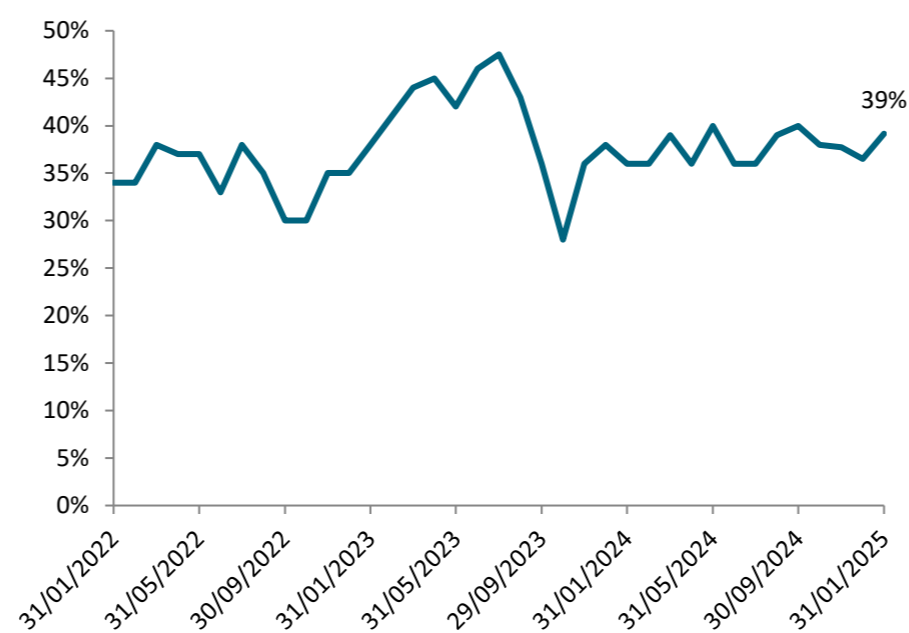
Source: Ofi Invest AM

## Rating breakdown (invested part)



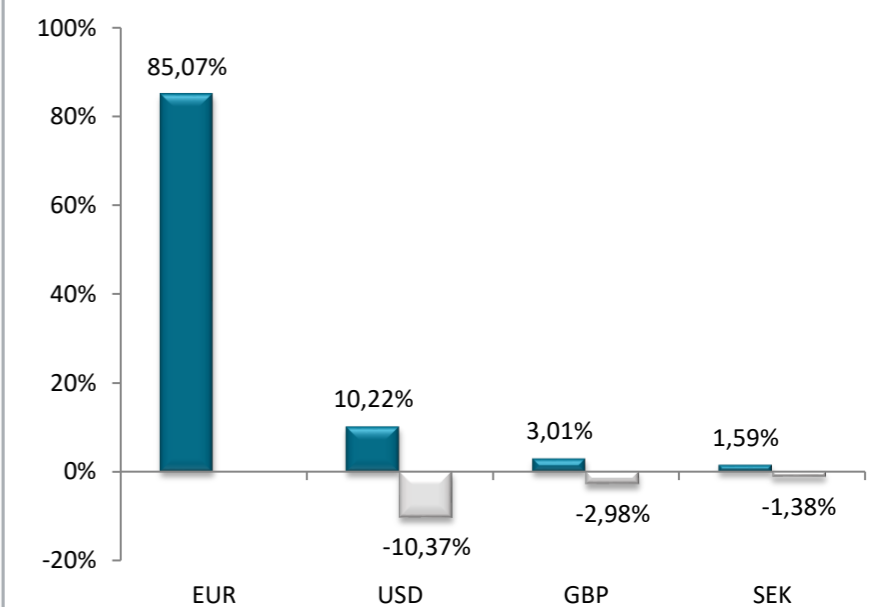
Source: Ofi Invest AM

## Delta evolution (monthly)



Source: Ofi Invest AM

## Currency breakdown



Source: Ofi Invest AM

*This is a non-contractual document provided for information only. This document is intended solely for unitholders or shareholders in the Fund. The information contained in this document is of no contractual value. Only the Fund's full prospectus and latest financial statements shall be deemed legally binding. Past performance is no guarantee of future performance and is not constant over time. Stated performance includes all fees with the exception of subscription and redemption fees. Investors in this fund are exposed to risks associated with changes in the value of units or shares in the Fund arising from market fluctuations. As such, the value of an investment may rise or fall, and investors may consequently lose some or all of their initial investment. This document is provided for information purposes only and is not intended to be either legally binding or contractual in nature. The investor acknowledges having received a copy of the prospectus filed with the AMF prior to investing. In spite of the care taken in preparing this document, the management company cannot guarantee that the information it contains is accurate, complete and up to date. The company may not be held liable for any losses incurred by investors who base their investment decisions solely on this document. The information in this document may not be reproduced in full or in part without the prior consent of its author. All requests for further information about the Fund should be directed to Ofi Invest Asset Management, 22 rue Vernier, 75017 Paris, France.*

CONTACT • Sales Department • 01 40 68 17 17 • [service.client@ofi-invest.com](mailto:service.client@ofi-invest.com)