

↑ 2.64%*

Crabel Gemini UCITS Fund

CTA/Managed Futures

December 2023

Performance Returns

*The Crabel Gemini UCITS Fund returned +2.64% during the month of December (USD Institutional Class).

Monthly Returns

	Jan	Feb	Mar	Apr	May	Jun	Jul	Aug	Sept	Oct	Nov	Dec	Y-T-D
2023	2.50%	-0.35%	-1.30%	0.51%	-1.99%	1.33%	-0.63%	-2.16%	-0.48%	-1.92%	2.92%	2.64%	0.89%
2022	-1.26%	-0.24%	3.29%	0.92%	0.48%	0.31%	1.49%	-1.97%	-2.54%	1.41%	-0.81%	-1.93%	-1.00%
2021	-1.47%	1.92%	0.31%	0.75%	0.00%	0.69%	-1.23%	0.54%	-1.63%	2.38%	0.71%	0.85%	3.80%
2020	-0.07%	0.98%	2.43%	0.93%	-1.22%	1.29%	0.12%	-2.32%	-0.71%	-2.43%	1.36%	1.11%	1.35%
2019	-1.40%	-0.77%	3.84%	1.03%	-2.34%	5.18%	0.04%	3.09%	-1.53%	0.55%	1.41%	-0.95%	8.13%
2018	6.50%	-2.22%	2.23%	0.04%	-0.09%	-1.84%	0.32%	1.33%	0.88%	-0.60%	1.92%	2.33%	11.05%
2017										1.58%	-1.15%	-1.30%	-0.89%

The performance figures quoted above represent the performance of the Crabel Gemini UCITS Fund, USD Founder Share Class (1.25% Mgt. Fee/ 0.00% Perf. Fee), since launch on 2 October 2017 until 31 December 2019. Performance figures after 31 December 2019 represent the performance of the USD Institutional Share Class (2.00% Mgt. Fee/0.00% Perf. Fee), these performance figures refer to the past and past performance is not a reliable guide to future performance.

Investment Objective & Strategy

The Crabel Gemini UCITS Fund is advised by managed futures trading pioneer, Crabel Capital Management, LLC. Crabel Gemini is a systematic portfolio of predominantly short holding period strategies designed to target behavioral and structural market inefficiencies across a broadly diversified set of global futures and foreign exchange instruments.

The portfolio is structured to provide low correlation to all traditional and alternative asset classes and to offer a unique source of returns with over 50 differentiated and stand-alone strategy frameworks composing the program. Crabel's focus on execution excellence provides a further advantage in efficiently accessing unique exposures in approximately 200 markets. Strategies are generally driven by price or derivatives of price such as volatility, correlation and term structure.

Most strategies are designed to work symmetrically, either long or short. The program has an approximate 10-day average hold timeframe (with a range of two days to several months) and targets a 10% annualized standard deviation. The program utilizes a multi-tiered approach to risk control that includes: dynamic sizing of new trades relative to market volatility, the use of price - as well as time-based stops and a real-time VaR-based position sizing mechanism that seeks to constrain overall portfolio risk.

Monthly Commentary

The Crabel Gemini UCITS Fund was up +2.64% in December, which increased the year-to-date return to +0.89%. Volatility Breakout strategies were the largest driver of strong performance for the month. Gains in Volatility Breakout were sourced in the commodities, fixed income, and equities sectors, with the latter posting the largest positive attribution. The foreign exchange sector traded to the only negative sector attribution as the US Dollar declined amid choppy, reversal-oriented multi-day price action. Factor Timing strategies were also useful for the portfolio and posted positive attributions in all market sectors except foreign exchange. The commodities sector exhibited continued volatility as a function of unrest in the Middle East, which provided reasonable opportunity across all strategies. While several equity indices had large positive attributions, with the E-Mini S&P 500 Index posting the largest gain, all four sectors were represented among the strongest attributions as the 30-Year Treasury Bond, Brent Crude, and the Japanese Yen were all valuable positive contributors to returns.

Why Gemini?

- Uncorrelated Philosophy** The portfolio is designed to have low correlation to both traditional asset classes and trend following strategies.
- Aggressive Trading Cost Reduction** The cost to execute adds up far more quickly than is realized. Trade slippage is reduced through Crabel's proprietary algorithmic execution infrastructure.
- Unique Holding Timeframe** Strategies trade a balanced array of timeframes but average to a 10-day holding period.
- 40 Strategy Concepts in Four Categories** (i) Volatility Breakout; (ii) Mean Reversion; (iii) Factor Timing; (iv) Opportunistic

The Manager



Crabel is a global alternative investment firm specializing in systematic, automated trading of worldwide futures and foreign exchange. The Los Angeles based firm was founded by short-term trading pioneer Toby Crabel and has delivered over 30 years of uncorrelated returns for its institutional clients. The firm has developed a diverse array of trading strategies designed to systematically capture market anomalies implemented through a technologically advanced, low latency infrastructure. Global co-location facilities and proprietary execution algorithms allow the firm to efficiently trade in approximately 200 futures and foreign exchange markets.

Fund Facts

Structure	UCITS Fund
Domicile	Ireland
Liquidity	Daily
Fund AUM	\$349.5 million
Strategy AUM	\$2.769 billion
Inception	2 October, 2017

Share Class	Institutional Class/Institutional Class B/ Institutional Class B Distributing
Currency	EUR/USD/CHF/GBP/JPY
Mgt. Fee	2.00%/1.75%/1.75%
Perf. Fee	0.00%
Min Init. Sub.	1,000,000/25,000,000/25,000,000
ISIN Codes	EUR:IE00BF2X9933/IE00BKPFDC28 USD:IE00BF2X9C65/IE00BKPFDD98 CHF:IE00BF2X9B58/IE00BKPFDD35 GBP:IE00BF2X9D72/IE00BKPFDB11 /IE0004KAY1N4 JPY: IE00BMGNJ762/IE00BMGNJC13

Share Class	Institutional Class A/Institutional Class A Pooled/Institutional Class A Pooled Distributing/Institutional Class A Distributing
Currency	EUR/USD/CHF/GBP/JPY
Mgt. Fee	0.25%
Perf. Fee	20.00%
Min Init. Sub.	25,000,000
ISIN Codes	EUR:IE00BKPFDD337/IE00BKPFDD774 USD:IE00BKPFDD113/IE00BKPFDD550 CHF:IE00BKPFDD444/IE00BKPFDD881 GBP:IE00BKPFDD220/IE00BKPFDD667 /IE000PW96V61/IE0009LD1773 JPY: IE00BMGNJ986/IE00BMGNJB06

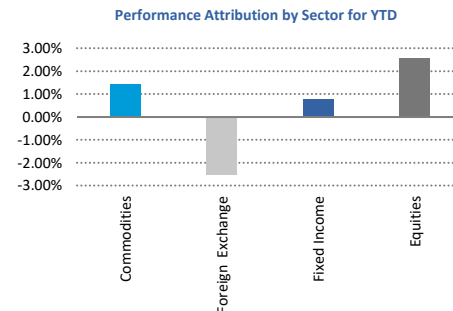
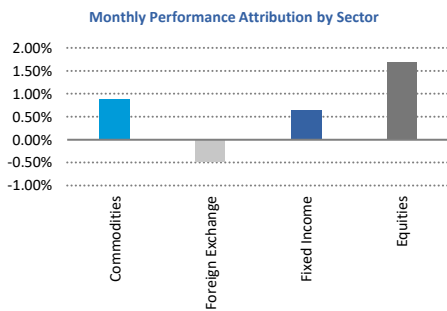
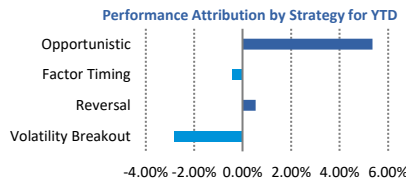
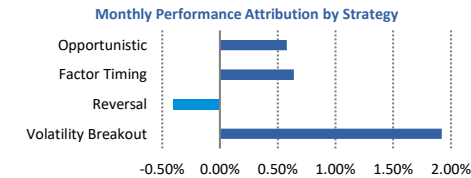
Share Class	Retail Class
Currency	EUR/USD/CHF/GBP/JPY
Mgt. Fee	2.50%
Perf. Fee	0.00%
Min Init. Sub.	10,000
ISIN Codes	EUR: IE00BKPFDDH72 USD: IE00BKPFDDF58 CHF: IE00BKPFDDJ96 GBP: IE00BKPFDDG65 JPY: IE00BMGNJD20

↑ 2.64%*

Crabel Gemini UCITS Fund CTA/Managed Futures

December 2023

Crabel Gemini UCITS Fund Attribution (Gross)



Michael Pomada
President & CEO

Michael Pomada is President and Chief Executive Officer of CCM and a member of the firm's Leadership and Executive Committees. In addition to his executive role, Michael is also the Portfolio Manager of Crabel Gemini and Crabel Contra and developed Crabel Advanced Trend. He spends his time on research and product development, as well as overseeing the front office teams. Michael joined CCM in April 2008 as a portfolio manager focusing on the firm's Equity Main strategies. In late 2009, he spearheaded a firmwide initiative to revamp the organization's trading infrastructure, execution process, and microstructure research. He went on to serve as CCM's Chief Operating Officer from June 2011 to July 2016 when he became President and CEO. Prior to joining CCM, Michael spent time at UBS and managed portfolios at Manchester Trading (Niederhoffer) and Coast Asset Management. He began his career in sales and business development in the interactive entertainment industry before transitioning into finance. A graduate of the University of California, Berkeley, Michael also holds an MBA with a concentration in investments and statistics from the University of Southern California.

Crabel Gemini UCITS Fund Statistics

CAGR	3.64%	Max DD	-10.00%
Annualized STDEV	6.33%	Max Positive Month	6.50%
Sharpe Ratio (Rf=0)	0.58	Max Negative Month	-2.54%

Monthly Returns – Crabel Gemini Strategy (non-UCITS)[^]

	Jan	Feb	Mar	Apr	May	Jun	Jul	Aug	Sept	Oct	Nov	Dec	Y-T-D
2023	3.11%	-0.82%	-1.60%	0.86%	-2.54%	1.72%	-0.83%	-2.41%	-1.03%	-1.66%	3.22%	4.46%*	2.19%*
2022	-1.00%	-0.24%	3.46%	1.21%	0.07%	1.45%	1.20%	-1.39%	-3.51%	1.47%	-1.99%	-1.93%	-1.41%
2021	-1.57%	1.81%	0.41%	0.77%	-0.10%	1.05%	-1.20%	0.66%	-1.74%	2.79%	0.66%	0.87%	4.40%
2020	0.09%	1.19%	2.01%	0.87%	-1.30%	1.57%	-0.01%	-2.11%	-0.61%	-2.34%	1.29%	1.23%	1.78%
2019	-1.34%	-1.13%	4.50%	0.84%	-2.04%	4.86%	-0.03%	2.95%	-1.09%	-0.01%	1.43%	-1.26%	7.65%
2018	6.41%	-2.20%	2.37%	0.01%	-0.05%	-1.99%	-0.05%	1.74%	0.92%	-0.64%	1.58%	3.12%	11.47%
2017	0.66%	-0.87%	2.27%	-0.72%	0.48%	-1.30%	-0.95%	-3.38%	-0.07%	2.56%	-1.53%	-1.09%	-4.02%
2016	-	-	-	-	-	-	1.61%	-0.44%	-3.00%	-2.36%	-0.75%	1.06%	-3.89%

*Estimate

[^]The above performance pertains to a representative account of the Crabel Gemini Strategy and is not representative of the MontLake Crabel Gemini UCITS Fund. UCITS Funds have to abide by certain investment restrictions and consequently the performance of the MontLake Crabel Gemini UCITS Fund may not be similar to that presented above.

Contact Details

Investor Contact

Waystone Capital Solutions (UK) Ltd
2nd Floor, 20-22 Bedford Row
Holborn, London
T: +44 207 290 9493
investmentsolutions@waystone.com

Management Company

Waystone Management Company (IE) Ltd
4th Floor, 35 Shelbourne Road, Ballsbridge
Dublin D04 A4E0, Ireland
T: +353 1 533 7020
investorrelations@waystone.com

Investment Manager

Crabel Capital Management, LLC
1999 Avenue of the Stars, Suite 2550
Los Angeles, CA 90067
T: +1 (310) 651-2900
clientrelations@crabel.com

Disclaimer

RISK WARNING: Past performance is not a reliable indicator of future results, prices of investments and the returns from them may fall as well as rise. Investments in equities are subject to market risk. Changes in exchange rates may have an adverse effect on the value price or income of the product. The Crabel Gemini UCITS Fund (the "Fund") may use higher leverage and financial derivative instruments as part of the investment process. The distribution of this report does not constitute an offer or solicitation and this notice shall not be construed as an offer of sale in any other fund managed or advised by Crabel Capital Management, LLC or Waystone Management Company (IE) Ltd ("Waystone"). The Investment Manager expects that typical investors will be seeking to achieve a return on their investment in the long term and are willing to accept the risks associated with an investment which may be volatile. Any investment in the Fund should be based on the full details contained in the Fund's Supplement Prospectus and Key Investor Information Document which together with the MontLake UCITS Platform ICAV Prospectus may be downloaded from the Waystone website (www.waystone.com). Information given in this document has been obtained from, or based upon, sources believed by us to be reliable and accurate although neither Waystone nor Crabel Capital Management, LLC accepts liability for the accuracy of the contents. The Representative in Switzerland is Waystone Fund Services (Switzerland) SA, Avenue Villamont 17, 1005 Lausanne, Switzerland, whilst the Paying Agent is NPB Neue Privat Bank AG, Limmatquai 1/am Bellevue, P.O. Box, CH -8024 Zurich. In respect of the units distributed in or from Switzerland, the place of performance and jurisdiction is at the registered office of the Swiss Representative. The basic documents of the Fund as well as the annual and, if applicable, semi-annual report may be obtained free of charge at the registered office of the Swiss Representative. Issued and approved by Waystone Management Company (IE) Ltd. Waystone does not offer investment advice or make recommendations regarding investments. The Manager of the Fund is Waystone Management Company (IE) Ltd, a company regulated by the Central Bank of Ireland. The Investment Manager for the fund, Crabel Capital Management, LLC is authorised and regulated by the Securities Exchange Commission (the "SEC"). The MontLake UCITS Platform ICAV is registered and regulated as an open-ended Irish collective asset-management vehicle with segregated liability between sub-Funds formed in Ireland under the Irish Collective Asset Management Vehicles Act 2015 and authorised by the Central Bank as a UCITS pursuant to the UCITS Regulations. This notice shall not be construed as an offer of sale in the Fund. The state of the origin of the Fund is the Republic of Ireland. The performance data do not take account of the commissions and costs incurred on the issue and redemption of units. Authorised and Regulated by the Central Bank of Ireland. The Management Company may decide to terminate the arrangements made for the marketing of the Fund in accordance with Article 93a of Directive 2009/65/EC. To view the Summary of Investor Rights, please visit the following [link](#). This is marketing material for professional investors only.