

Retail Marketing Communication / Publicité / Financial Promotion addressed to investors in the countries mentioned under “Registration and Target Market Definition”, related to **E.I. Sturdza Funds plc – Sturdza Family Fund** – (hereinafter referred to as the “Fund”) a sub-fund of E.I. Sturdza Funds plc, an Irish open-ended umbrella investment Company with variable capital – UCITS (“the Company”).

Investment Objective & Policy

The investment objective of the Fund is to achieve capital appreciation over the long term by investing primarily in equities, fixed income or other asset classes on a global basis. Exposure to global equities will be between 51% and 80%, whilst fixed income exposure will be limited to 20%-49% of NAV. The focus is on companies demonstrating strong growth that the Investment Adviser deem to be underappreciated by the market, whilst fixed income investments will be selected based on global macro-economic analysis and evaluation of central banks’ policies.

Pursuant to the EU’s Sustainable Finance Disclosure Regulation (EU) 2019/2088 (“SFDR”), the Fund is classified as a fund that promotes environmental or social characteristics. The Fund will have an averaged ESG score higher than the averaged ESG score of its initial investment universe. For more information on the Fund’s investment approach with respect to sustainability and non-financial criteria, please refer to Annex I of the Fund’s supplement or www.ericsturdza.com.

The performance of the Fund and its performance fees are measured against the composite benchmark.

There is no assurance or guarantee that the Fund’s investment objective will be achieved or that there will be a return on capital.

Fund Past Performance Versus Benchmark



Annualised Returns %

	1M	3M	1Y	2Y	3Y	Annualised Inception
A USD Class	-3.09	-2.92	-10.67	0.45	4.15	6.07
Benchmark	-2.98	-3.56	-11.21	1.99	5.43	7.03

Calendar Year Returns %

	YTD 2022	2021	2020	2019	Fund Inception
A USD Class	-11.43	8.87	12.93	17.51	24.44
Benchmark	-12.83	12.38	12.45	18.67	28.68

12 Month Returns %

	01/09/2021 - 31/08/2022	01/09/2020 - 31/08/2021	01/09/2019 - 31/08/2020
A USD Class	-10.67	12.94	11.98
Benchmark	-11.21	17.16	12.67

Risk & Reward Indicator (“SRRI”) & Inherent Risks

The risk indicator is based on historical data and may not be a reliable indicator of the future risk profile of the Fund, is not guaranteed and may change over time. The lowest category does not mean risk free.



The risk indicator for the Fund is set as 5, which reflects the historic price behaviour of the Fund.

The sub-fund may be subject to high volatility.

Factors that affect the indicator include: Investments in equity securities are subject to fluctuations in value dependent on market conditions, whilst fixed income investments are subject to interest rate fluctuations which will directly affect the value of investments. Fixed income investments are subject to actual and perceived measures of issuers creditworthiness, which could alter their value and liquidity. The Fund may invest in non-investment grade issues and corporate hybrid bonds which are subject to a unique set of risks. Additional Risks: Credit, Custody and Settlement, Financial Derivatives, Liquidity, Emerging Market and Operational risks.

For more information about potential risks, please refer to the Key Investor Information Document (KIID), the Prospectus and Supplement available at www.ericsturdza.com/literature/.

Source of graphs and tables: Morningstar. The performances presented are shown after deduction of ongoing charges and performance fees. Any entry or exit fees are excluded from this calculation. Dividends reinvested. Benchmark returns are for the same period as for the class: Net Return, dividend reinvested. The reference benchmark of this class is used for performance comparison purposes only. The performance of the benchmark is not indicative of past or future performance of the Fund.

Reference periods:

- Annualised Returns as of the date of the reporting over the defined period. Data less than 1 year is not annualised.
- Calendar Year Returns: Annual Performance for the stated calendar year.
- 12 Month Returns: performance for the stated time frame.

When the currency presented differs from yours, changes in exchange rates may have an adverse effect on the value price or income of the product. Class currency hedging is used on non base currency classes aiming to reduce the impact of currency risk. The performance and NAVs of all classes may be obtained at ericsturdza.com. Please refer to the glossary at ericsturdza.com/glossary for further explanation on specific terminologies.

Please refer to page 5 for full benchmark disclaimer.

Past performance may not be a reliable guide to future performance. Returns could be reduced, or losses incurred, due to currency fluctuations.



Top Holdings and Issuers

Equity	Sector	%
CENTENE CORP	Health Care	2.04
UNITEDHEALTH GROUP INC	Health Care	1.61
ACTIVISION BLIZZARD INC(NSM)	Communication Services	1.61
VISA INC-CLASS A SHARES	Information Technology	1.54
MEDTRONIC PLC	Health Care	1.53
Fixed Income	Sector	%
T 2 11/15/26	Government	5.03
T 2 5/8 01/31/26	Government	3.44
T 1 5/8 05/31/23	Government	2.80
T 2 3/4 05/15/25	Government	2.79
T 1 3/4 01/31/23	Government	2.46

Maturity Allocation %

Fixed Income	%
< 1 year	16.56
1-3 years	10.08
3-5 years	12.53
5-7 years	1.23
7-10 years	0.30
>10 years	0.32

Market Cap Allocation %

Equity	%
Large Cap (>USD 10 bn)	52.49
Mid Cap (USD 2-10 bn)	1.41
Small Cap (USD 250 mn-2 bn)	0.61

Credit Rating %

Fixed Income	%
AA	36.26
A	2.00
BBB	2.75

Portfolio Characteristics %

Duration Hedge Exposure	-
Effective Maturity (years)	2.41
Weighted Average Maturity (years)	2.22
Average Yield to Maturity	3.33
Average Modified Duration	2.02

Portfolio Weightings %

	%
Equity Exposure	54.51
Fixed Income Exposure	41.02
Hedge Exposure	-6.76
Cash Exposure	3.88
Number of Holdings #	114
Top 10	28.84

Sector Allocation %

Equity	%	Equity	%
Information Technology	13.32	Industrials	3.03
Health Care	10.68	Materials	2.82
Consumer Discretionary	7.07	Consumer Staples	2.42
Communication Services	6.57	Energy	2.20
Financials	5.79	Utilities	0.61
Fixed Income	%	Fixed Income	%
Government	36.26	Corporate	4.76

Geographical Allocation %

Equity	%	Equity	%
United States	37.30	Netherlands	1.28
Japan	4.21	Canada	0.82
France	4.07	Switzerland	0.77
United Kingdom	1.75	China	0.75
Germany	1.61	Luxembourg	0.40
Ireland	1.53		
Fixed Income	%	Fixed Income	%
United States	38.99	France	0.67
United Kingdom	0.71	Canada	0.64

Source: Eric Sturdza Investments. Allocation data is provided for illustration purposes and is subject to change. Any reference to a specific company or security does not constitute a recommendation to buy, sell, hold or directly invest in the company or securities. The assets in the allocation may not be available in your country of residence, please check with your investment adviser. Please refer to the glossary at ericsturdza.com/glossary for further explanation on specific terminologies.

Please refer to page 5 for full benchmark disclaimer.

Fund Share Classes, Assets Under Management (AUM) & NAV

Share Class	ISIN	Bloomberg Code	Morningstar Overall Rating ¹	Inception Date	Fund AUM	Class AUM	NAV
A CHF Class	IE00BF559C90	EISFMCH ID	†	14/12/2018	CHF276,300,070.45	CHF4,139,869.00	CHF1,157.43
A EUR Class	IE00BF559D08	EISFMEH ID	★★★★	14/12/2018	€281,546,077.21	€4,476,822.00	€1,163.36
A USD Class	IE00BF559B83	EISFAMU ID	★★★★	14/12/2018	\$283,108,838.00	\$52,708,370.00	\$1,244.40

† Class not eligible for a Morningstar rating.

Fees & Expenses

Share Class	ISIN	Minimum Investment (Class Currency)	Management Fee (%)	Performance fee (%) ²	Entry Fee (%)	KIID Ongoing Charge (%)	Distribution Status	Currency Hedged
A CHF Class	IE00BF559C90	-	1.50	15.00	-	1.71	Acc	Yes
A EUR Class	IE00BF559D08	-	1.50	15.00	-	1.71	Acc	Yes
A USD Class	IE00BF559B83	-	1.50	15.00	-	1.71	Acc	No

The charges you pay are used to pay the costs of running the fund, including the costs of marketing and distributing it. These charges reduce the potential growth of your investment.

¹Source of Rating: Morningstar. Rating provided for the defined share class. A high rating alone is an insufficient basis for an investment decision. Past performance is neither a guarantee nor a reliable indicator of future results. Returns could be reduced, or losses incurred, due to currency fluctuations. Please refer to the following link for more information about the methodology of calculation: <https://esi.fund/?ODI4MDE>.

²Of relative outperformance, if any, of the Net Asset Value per Share (before deducting the amount of any accrued liability for a performance fee) over the Benchmark.

Portfolio Managers



Eric I. Sturdza




Constantin
Sturdza

The **Sturdza Family Fund** is managed by a team of seven experienced and complementary managers, led by Eric and Constantin Sturdza. Further details regarding the team, their respective experience and responsibilities towards the Fund can be viewed at ericsturdza.com.

Key Facts & Terms


Fund Name	Sturdza Family Fund
A Sub Fund Of	E.I. Sturdza Funds plc
Structure	UCITS V Compliant
Domicile	Ireland
Fund Life	Unlimited
Regulator	Central Bank of Ireland
Investment Manager & Global Distributor	E.I. Sturdza Strategic Management Limited
Management Company	Eric Sturdza Management Company S.A.
Investment Adviser	Banque Eric Sturdza SA
Administrator	SS&C Financial Services (Ireland) Limited
Depository	The Bank of New York Mellon SA/NV, Dublin Branch
Base Currency	USD
Benchmark	MSCI World Net Dividends Index (60%) + Bloomberg US Aggregate Gov/Credit Total Return Value Unhedged USD (20%) + SOFR (20%)
Recommended Holding Period	The Fund is deemed appropriate for investors who plan to invest with a medium to long view.
Available Currency Classes	CHF, EUR, USD
Liquidity	Daily
Notification	One business day
Tax Statement	The Fund is subject to tax laws and regulations of Ireland. Depending on your home country of residence, this might have an impact on your investment. For further details, please speak to an adviser.




Registrations, Market Definition, Local Agents & Representatives

The Fund is currently registered for sale in the following countries:

Country / Definition


 **Austria (P)**
Erste Bank de oesterreichischen Sparkassen AG – Paying Information Agent

 **Finland (P)**

 **France (P)**
CACEIS Bank France SA – Centralising Agent

 **Germany (P)**
Marcard, Stein & Co AG – Paying & Information Agent
(Publication of NAV: www.fundinfo.com)

 **Italy***
Allfunds Bank SA, Milan Branch – Paying & Information Agent
(Publication of NAV: www.fundinfo.com)

 **Luxembourg (P)**
CACEIS Bank, Luxembourg Branch – Paying & Representative Agent

 **Netherlands (P)**


 **Norway (P)**


P= Public distribution to all investor types.


EU = Professional and Retail investors as per MiFID


*Italy: Share classes can be registered either on an institutional basis or a retail basis in Italy. Generally all Share Classes are registered on an institutional basis, with the exception of the professional and 'C' designated share class which are registered for sale to the public.

Country / Definition

 **Spain (P)**
CIFRADO User / Local Representative: Landwell / PwC Madrid
– CNMV number: 1269 – Local distributor: Allfunds Bank SA

 **Sweden (P)**
Skandinaviska Enskilda Banken AB – Paying Agent

 **Switzerland (P)**
The Fund is registered with the FINMA for public distribution to Swiss non-qualified investors. The Swiss Representative is CACEIS (Switzerland) SA and the Swiss Paying Agent is CACEIS Bank, Paris, Swiss Branch, 35 route de Signy, CH 1260 Nyon. Copies of the Swiss Prospectus, Swiss KIIDs, Swiss articles of association, Swiss annual and semi-annual reports may be obtained free of charge in English and French at the Swiss representative or at www.ericsturdza.com. Publication of subscription/redemption prices and NAV: www.fundinfo.com

 **United Kingdom (P)**
The Fund is a Recognised fund in the United Kingdom under the Financial Services and Markets Act 2000. This document is a financial promotion and has been approved for the purposes of Section 21 of the Financial Services and Markets Act 2000, by E.I. Sturdza Strategic Management Limited, which is an Authorised Schedule 5 entity. UK regulation for the protection of retail clients in the UK and the compensation available under the UK Financial Services Compensation scheme does not apply in respect of any investment or services provided by an overseas person. FE Fundinfo (UK) Ltd – Facilities Agent.

Citywire Fund Manager & Fund Group Ratings



Morningstar Rating



Morningstar Sustainability Ratings




Citywire Rating: The rating is based on the Fund Manager's three-year risk-adjusted performance to 30/06/2022. Source & Disclaimer of Awards: © 2022 Morningstar, Inc. All rights reserved. The information contained herein: (1) is proprietary to Morningstar and/or its content providers; (2) may not be copied or distributed; and (3) is not warranted to be accurate, complete, or timely. Neither Morningstar nor its content providers are responsible for any damages or losses arising from any use of this information. For more information please press [here](#). The Sturdza Family Fund A USD Class received a 4 star Overall Morningstar Rating and a 4 star 3 year Morningstar Rating as of 31/07/2022. The Sturdza Family Fund A USD Class received a 5 Globe Morningstar Sustainability Award as at 30/06/2022, out of 2,996 Flexible Allocation funds as of 30/06/2022, based on 100.00% of AUM. Historical Sustainability Score as of 31/05/2022. Sustainalytics provides company-level analysis used in the calculation of Morningstar's Historical Sustainability Score. Data is based on long positions only. A high rating alone is an insufficient basis for an investment decision. Past performance is neither a guarantee nor a reliable indicator of future results. Returns could be reduced, or losses incurred, due to currency fluctuations.

Contact

For further information regarding the **Sturdza Family Fund** please contact:

Adam Turberville Director

 +44 1481 742380

 a.turberville@ericsturdza.com

 ericsturdza.com



Disclaimer

IMPORTANT: Investment involves risk. The value of investments, the funds and the income which may be generated from them can go down as well as up and therefore investors must be able to bear the risks of a substantial impairment or loss of their entire investments. Past performance may not be a reliable guide to future performance. Returns could be reduced, or losses incurred, due to currency fluctuations.

This marketing communication relates to E.I. Sturdza Funds Plc (the "Company") and its sub-fund the Sturdza Family Fund (the "Fund"), an open-ended umbrella investment company with variable capital and segregated liability between Funds incorporated with limited liability in Ireland under the Companies Act 2014 with registration number 461518 and established as an undertaking for collective investment in transferable securities (UCITS) pursuant to the European Directive no 2009/65/EC as amended (the "UCITS directive"). A decision may be taken at any time to terminate the arrangements made for the marketing of the Fund in any EEA Member State in which it is currently marketed. In such circumstances, Shareholders in the affected EEA Member State will be notified of this decision and will be provided with the opportunity to redeem their shareholding in the Fund free of any charges or deductions for at least 30 working days from the date of such notification.

This document is issued by Eric Sturdza Management Company S.A ("ESMC"), a regulated Management Company approved by the Commission de Surveillance du Secteur Financier under registration ID S00001025 and appointed by the Fund, registered for distribution in the countries mentioned in this document. ESMC's registered office address is 16, rue Robert Stumper, L-2557 Luxembourg. ESMC has appointed E.I. Sturdza Strategic Management Limited ("EISSML"), as investment manager and global distributor which is regulated by the Guernsey Financial Services Commission and registered under Company Number 35985. EISSML's registered office address is 3rd Floor, Maison Trinity, Rue du Pre, St Peter Port, Guernsey GY1 1LT. EISSML is part of the Eric Sturdza Group. EISSML has appointed E.I. Sturdza Investments Limited as sub-distributor. This document is approved for issue in the United Kingdom by E.I. Sturdza Investments Limited, 6th Floor, 130 Jermyn Street, London, SW1Y 4UR which is an appointed representative of Thornbridge Investment Management LLP which is authorised and regulated by the Financial Conduct Authority. The information contained herein is estimated, unaudited and may be subject to change.

This document is not intended for U.S. Persons pursuant to Regulation S of the Securities and Exchange Commission under the U.S. Securities Act of 1933, as amended (www.sec.gov). The Fund presented in this document is not registered under United States federal securities laws or any other applicable law in the states, territories and possessions of the United States of America. Consequently, it cannot be marketed directly or indirectly in the United States (including its territories and possessions or areas subject to its jurisdiction) and to or for the benefit of U.S. Persons.

This document is for information purposes only and does not constitute a recommendation to buy, sell or otherwise apply for shares in the Fund and any of the sub-funds, nor does it constitute investment, legal or tax advice. The information contained in this document reflects the opinion of EISSML and may change without notice.

The Fund is subject to tax laws and regulations of Ireland. Depending on your home country of residence, this might have an impact on your investment. In general, the tax treatment depends on the individual circumstances of each potential investor and may be subject to change in the future. EISSML has not considered the suitability of investment against your individual needs and risk tolerance. Any potential investor should assess the suitability of this investment solution to his/her risk profile. Investment in the Fund is suitable only for those persons and institutions for whom such investment does not represent a complete investment program, who understand the degree of risk involved (as detailed under the section headed "Risk Factors" in the Prospectus and Supplement), can tolerate a high level of volatility and believe that the investment is suitable based on the investment objectives and financial needs. Please consult your financial and tax adviser.

Investing in the Fund and any other sub-funds involves risks including the possible loss of capital. There can be no assurance that a sub-fund's investment objective will be achieved or that there will be a return on capital. The value of an investment may go down as well as up and you

may not get back the amount you originally invested. Past performance and forecasts are not reliable indicators of future results. Performance figures do not take into account commissions, costs incurred on the issue and redemption, nor local taxes. Please note that performance figures, reference benchmarks and asset allocation are provided for information purposes only. Before any investment decisions, you must read the Fund Prospectus, the relevant Key Investor Information Documents (KIID), the articles of incorporation as well as the annual and semi-annual reports, to find out about the inherent risks, fees and conditions of the Fund. A copy of the English version of the prospectus of the Fund and the KIID is available on www.ericsturdza.com/literature and may also be obtained from info@ericsturdza.com. Where required under national rules, the KIID is also made available in the local language of the relevant EEA Member State. KIIDs must be made available to the subscriber prior to subscription. A summary of investor rights associated with an investment in the Fund shall be available in English from Eric Sturdza Investments by contacting info@ericsturdza.com or via www.ericsturdza.com/shareholder-rights. Morningstar is an independent provider of investment analysis. The Morningstar rating is a quantitative assessment of past performance that takes into account risk and inputted costs. It does not take into account qualitative elements and is calculated on the basis of a (mathematical) formula. The classes are categorised and compared with similar funds in the asset class, based on their score and they are awarded one to five stars. In each category the top 10% receive 5 stars, the next 22.5% 4 stars, the next 35% 3 stars, the next 22.5% 2 stars, and the last 10% 1 star. The rating is calculated monthly on the basis of historical performance over 3, 5 and 10 years and does not take into account the future performance.

© 2022 Morningstar, Inc. All rights reserved. The information contained herein: (1) is proprietary to Morningstar and/or its content providers; (2) may not be copied or distributed; and (3) is not warranted to be accurate, complete, or timely. Neither Morningstar nor its content providers are responsible for any damages or losses arising from any use of this information. Morningstar Rating past performance is no guarantee of future results. For more detailed information about Morningstar Rating, including its methodology, please go to www.corporate.morningstar.com. Bloomberg Data – data presented herein is obtained via Bloomberg PORT where stated. Any such data is subject to change from the date of production of this document. Such changes may impact upon comparative data between the investment and benchmark present. Such information therefore is provided for reference purposes only, is subject to change and should not be relied upon for an investment decision.

Copyright Morgan Stanley Capital International, Inc. 2022. All Rights Reserved. Unpublished. PROPRIETARY TO MORGAN STANLEY CAPITAL INTERNATIONAL INC. The blended returns are calculated by E.I. Sturdza Strategic Management Limited using end of day index level values licensed from MSCI ("MSCI Data"). For the avoidance of doubt, MSCI is not the benchmark "administrator" for, or a "contributor", "submitter" or "supervised contributor" to, the blended returns, and the MSCI Data is not considered a "contribution" or "submission" in relation to the blended returns, as those terms may be defined in any rules, laws, regulations, legislation or international standards. MSCI Data is provided "AS IS" without warranty or liability and no copying or distribution is permitted. MSCI does not make any representation regarding the advisability of any investment or strategy and does not sponsor, promote, issue, sell or otherwise recommend or endorse any investment strategy, including any financial products or strategies based on, tracking or otherwise utilising any MSCI Data, models, analytics or other materials or information. Bloomberg® and Bloomberg US Aggregate Gov/Credit Total Return Value Unhedged USD are service marks of Bloomberg Finance L.P. and its affiliates, including Bloomberg Index Services Limited ("BISL"), the administrator of the index (collectively, "Bloomberg") and have been licensed for use for certain purposes by E.I. Sturdza Strategic Management Limited (EISSML). Bloomberg is not affiliated with EISSML, and Bloomberg does not approve, endorse, review, or recommend the Sturdza Family Fund. Bloomberg does not guarantee the timeliness, accurateness, or completeness of any data or information relating to the Sturdza Family Fund.