



## Fund Overview

The fund aims to deliver an annualised net return of 7% to 8% over the medium to long-term in anything but the bleakest of market conditions. It will do so via an actively managed exposure to a diversified portfolio of defined return investments linked to global equity indices. It invests primarily in UK Government Bonds to provide the return of capital to investors over time, alongside a portfolio of global, liquid derivatives that generate the return on capital. Due to the nature of the investments, the fund's behaviour in different market scenarios should be more predictable and the returns more probable.

## Monthly Commentary

After a subdued second half of 2024 January was a strong month for global equity markets. Lower than expected inflation figures in the UK helped the UK large cap market return 6% for the month. The US and EU large cap markets were also up 4% and 9% respectively. The Fund was up 1.81% for the month. During the month there were three autocall maturities that had an average annual coupon of 9.16%. These were replaced with three new autocall investments, all dual-index, with average annual coupons of 9.05%. Terms for new investments continue to be strong. With markets having a good month the downside protection to positive return in the Fund has increased from an already significant level, up to now 34.8%. This means an even lower sensitivity to market moves such that the volatility of the Fund's performance continues to be low.

## Key Facts

<b>Launch Date</b>	4 November 2013
<b>Fund Size</b>	GBP 2.49bn
<b>NAV</b>	2.1241
<b>OCF</b>	0.64% (Estimated, 31/01/2025)
<b>Managers</b>	Tom May (lead), Jim May, Dr Russ Bubleby
<b>Domicile</b>	Dublin, Ireland
<b>Fund Type</b>	UCITS
<b>Dealing</b>	Daily
<b>Currency</b>	GBP
<b>Comparator Benchmark</b>	Solactive United Kingdom Large Cap ex Investment Trust Net Total Return Index, Solactive US Large Cap Index and the Solactive Euro 50 Net Total Return Index
<b>IA Sector</b>	IA Specialist
<b>Available Share Classes</b>	GBP Accumulation (B) USD (Hedged) Accumulation (B) EUR (Hedged) Accumulation (B) AUD (Hedged) Accumulation (B) GBP Distribution, 4% (I) GBP Distribution, 5% (I)
<b>Distribution and Target Market Strategy</b>	The Fund is aimed at advised & discretionary market investors over the long term who have the capacity to tolerate a loss of the entire capital invested or the initial amount.

## Cumulative Performance (%)

Share Class/ Currency	1 month	3 months	YTD	1 Year	3 years	5 years	Since Launch			
	Perf.	Perf.	Perf.	Perf.	Perf.	Ann.	Perf.	Ann.		
GBP Accumulation (B)	1.81	3.00	1.81	7.40	24.55	7.59	39.82	6.93	112.41	6.93
UK Large Cap	6.12	7.55	6.12	18.27	30.91	9.39	42.84	7.39	97.45	6.24
US Large Cap	4.03	11.01	4.03	29.49	49.93	14.45	112.14	16.22	411.72	15.63
EU Large Cap	9.18	8.79	9.18	14.17	35.04	10.53	60.09	9.86	124.07	7.44

Past performance does not predict future returns.

## Top 10 Investments

Holding	Market Exposure	Potential Simple Defined Returns	Fund Weighting
Gilt-Backed Autocall	UK/US Mid	9.10%	2.55%
Gilt-Backed Autocall	UK/US	8.65%	2.47%
Gilt-Backed Autocall	US/Japan	9.80%	2.46%
Gilt-Backed Autocall	UK/EU	8.85%	2.42%
Gilt-Backed Autocall	UK/EU	8.78%	2.40%
Gilt-Backed Autocall	UK/EU	9.00%	2.39%
Gilt-Backed Autocall	UK/US/EU	9.55%	2.37%
Gilt-Backed Autocall	US/EU	9.11%	2.36%
Gilt-Backed Autocall	UK/US	9.00%	2.33%
Gilt-Backed Autocall	UK/Japan	9.60%	2.28%

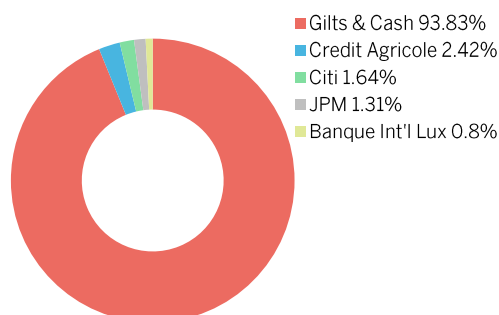
Average cover before capital loss

39.21%

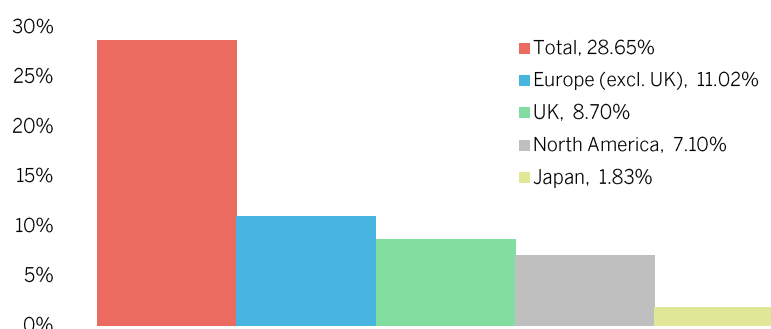
Average cover to achieve a positive return

34.77%

## Credit Risk



## Equity Market Exposures (Delta)





## Forward Looking Scenario Analysis and Intrinsic Value

The scenarios presented are an estimate of future performance based on current derivative market conditions and are not an exact or reliable indicator. What you get will vary depending on how the market performs and how long you keep the investment.

Although the fund has a medium to long-term objective to deliver an annualised return of 7%-8% over the long term, the scenario analysis is calculated over shorter term periods for greater accuracy.

	Market Move	-30%	-20%	-10%	0	10%	20%	30%
Scenario Analysis	3 months	-18.35%	-8.99%	-2.18%	2.24%	3.68%	4.00%	4.29%
	1 year	-15.27%	-4.97%	3.01%	7.81%	9.29%	9.65%	9.95%
	2 years	-10.60%	1.50%	10.88%	15.59%	16.88%	17.19%	17.47%
	3 years	-5.68%	9.65%	19.06%	23.30%	24.41%	24.65%	24.90%
Intrinsic Value	Intrinsic NAV Change	37.43%	32.70%	17.12%	3.94%	3.56%	3.56%	3.56%
	Duration	5.28	4.30	2.26	0.55	0.50	0.50	0.50
	Intrinsic Value (Annualised)	6.21%	6.80%	7.25%	7.32%	7.23%	7.23%	7.23%

Source: Atlantic House as at 31/01/2025.

**The fund's actual returns may differ from the estimates shown above and are subject to daily price movement. Future performance may also be subject to taxation, that could change in the future. The value of investments can go down as well as up and you may not get back the full amount invested.**

### Estimated Fund Move or 'Intrinsic Value'

The intrinsic value is the aggregate terminal value of the fund considering estimated fees over the relevant period. The table above shows that, for example, if an investor bought the fund today and none of the markets on which the investments were based moved between now and when the investments mature, the fund would increase by 3.94%, a terminal value of GBP 2.2077 (based on current NAV of GBP 2.1241). What this does not tell us is the yield that is represented by these intrinsic values.

### Average Time to Holdings' Maturity or Duration

The table above also shows the weighted average time to maturity of the investments held within the fund. Currently this is 0.55 years

because, at current market levels, most of the current investments are likely to mature within 1 year. This number gives the investor an idea of how long it will take for them to earn the Equivalent Annualised Return.

### Equivalent Annualised Return or Intrinsic Value (Annualised)

The table also shows the current expected return of the fund considering estimated fees for certain movements in the underlying indices. For example, if markets do not move, we would expect the fund to yield 7.32% given its current make-up. You can also see that we would expect a positive return if the market falls 20% and then stays at that level until all investments mature.

## Share Class Information

Share Class/ Currency	NAV	Minimum Investment (Subject to discretion)	Estimated OCF*	Identifiers
GBP Accumulation (B)	2.0864	GBP 5m	0.64%	IE00BFLR2202 BFLR220 AHFMSPB
USD (Hedged) Accumulation (B)	1.6541	USD 5m	0.64%	IE00BFMONT28 BFMONT2 AHFMDB
EUR (Hedged) Accumulation (B)	1.4200	EUR 5m	0.64%	IE00BG0TNY30 BG0TNY3 AHFMDBE
AUD (Hedged) Accumulation (B)	1.1083	AUD 1,000	0.64%	IE000QRF787 BMGCD04 AHFMBAH
GBP Distribution, 4% (I)	1.2129	GBP 5m	0.64%	IE00BF2ZW348 BF2ZW34 AHFMSPI
GBP Distribution, 5% (I)	1.1612	GBP 5m	0.64%	IE00BMB3JY80 BMB3JY8 AHADRGI

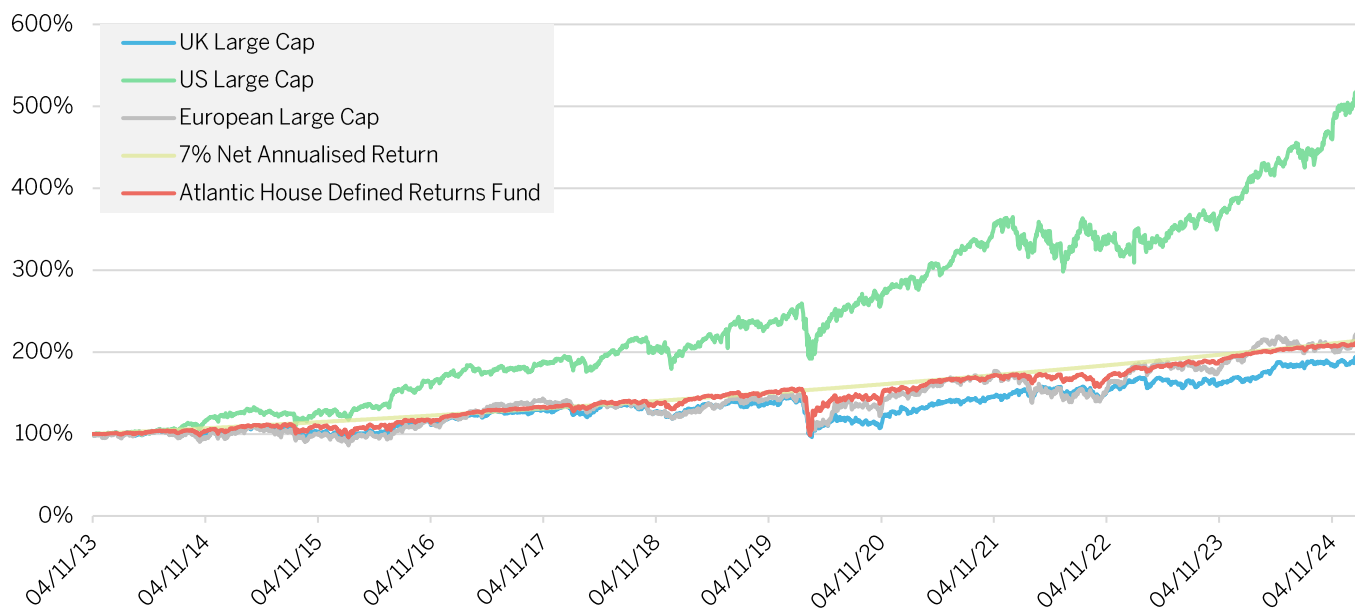
Data as at 31/01/2025

## Distributions (pence) to Date

Year	Feb	May	Aug	Nov	Total
Class I Distribution Shares – 4% GBP					
2024	1.1982	1.2073	1.2194	1.2196	4.8445
2023	1.1337	1.1360	1.1601	1.1555	4.5853
2022	1.1187	1.1051	1.1071	1.0703	4.4012
2021	1.0499	1.1061	1.1238	1.1371	4.4169
2020	1.0917	0.9462	1.0061	1.0090	4.0530
2019	1.0326	1.0618	1.0569	1.0873	4.2386
2018	1.0101	1.0105	1.0607	1.0275	4.1088
2017	-	1.0223	1.0333	1.0372	3.0928
Class I Distribution Shares – 5% GBP					
2024	1.4485	1.4559	1.46675	1.46325	5.8344
2023	1.3845	1.3838	1.4096	1.4005	5.5784
2022	1.38	1.3599	1.3589	1.3104	5.4092
2021	1.3083	1.3749	1.3934	1.4063	5.4829
2020	-	-	-	1.2605	1.2605



**Performance Since Launch**



**Past performance does not predict future returns.**

Source: Bloomberg, Solactive, 04/11/13 to 31/01/25. UK Large Cap: Solactive United Kingdom Large Cap ex Investment Trust Net Total Return Index, US Large Cap: Solactive US Large Cap Index (Net Total Return). Euro Large Cap: Solactive Euro 50 Index (Net Total Return). Fund: B Shares, Total Return.

**Calendar Year Performance (%)**

	2025	2024	2023	2022	2021	2020	2019	2018	2017	2016	2015	2014
GBP Accumulation	1.81	6.51	13.88	-0.05	12.18	-0.14	16.98	-1.99	10.25	11.80	4.36	3.30
UK Large Cap	6.12	9.90	7.74	5.73	18.88	-12.15	18.00	-8.92	12.17	17.29	-0.14	0.77
US Large Cap	4.03	24.83	26.74	-20.13	26.68	20.59	30.79	-4.80	21.25	10.77	0.93	12.95
EU Large Cap	9.18	10.85	22.25	-10.18	24.28	-4.27	27.70	-12.27	9.29	4.81	6.64	4.23

**Past performance does not predict future returns.** Source Atlantic House & Solactive, as at 31/01/25.

**Discrete Yearly Performance (%)**

	31/01/2024-31/01/2025	31/01/2023-31/01/2024	31/01/2022-31/01/2023	29/01/2021-31/01/2022	31/01/2020-29/01/2021
GBP Accumulation	7.40	9.96	5.46	13.30	-0.92
UK Large Cap	18.27	1.82	8.70	21.44	-10.15
US Large Cap	29.49	17.88	-1.77	23.06	14.98
EU Large Cap	14.17	9.66	7.86	16.09	2.12

**Past performance does not predict future returns.** Source Atlantic House & Solactive, as at 31/01/25.



## Key Risks

This is a marketing communication. The fund is aimed at advised & discretionary market investors over the long term who have the capacity to tolerate a loss of the entire capital invested or the initial amount.

A final investment decision should not be contemplated until the risks are fully considered. A comprehensive list of risk factors is detailed in the Risk Factors Section of the Prospectus and the Supplement of the fund and in the relevant key investor information document (KIID). A copy of the English version of the Supplement, the Prospectus, and any other offering document and the KIID can be viewed at [www.atlantichousegroup.com](http://www.atlantichousegroup.com) and [www.gemincapital.ie](http://www.gemincapital.ie). A summary of investor rights associated with an investment in the fund is available in English at [www.gemincapital.ie](http://www.gemincapital.ie).

**Please be aware that past performance is not indicative of future performance. The value of investments and income from them can go down as well as up, and you may get back less than originally invested.**

**Equity Risk:** The fund has exposure to equity markets. The value of equities can rise and fall.

**Counterparty Risk:** The risk that a counterparty will not fulfil its payment obligation for a trade, contract or other transaction, on the due date.

**Interest Rate Risk:** The fund's investments are sensitive to changes in interest rates.

**Operational Risk:** The risk of direct or indirect loss resulting from inadequate or failed processes, people and systems including those relating to the safekeeping of assets or from external events.

**Credit Risk:** The risk the issuer of the bond fails to make interest or capital payments.

**Liquidity Risk:** The risk that the fund may be unable to sell an investment readily at its fair market value. In extreme market conditions this can affect the fund's ability to meet redemption requests upon demand.

**Derivatives Risk:** The fund is permitted to use certain types of financial derivatives to achieve its objective. The value of these investments can rise and fall depending on the value of the underlying instrument. There is also a risk that the counterparty to these derivatives fails to meet its obligations.

For full information on these and other risks, please refer to the fund prospectus and offering documents, including the KID or KIID, as applicable.

## Important Information

Source for all data is Atlantic House Investments as of 31 January 2025, unless stated otherwise.

This document is issued by Atlantic House Investments Limited and does not constitute or form part of any offer or invitation to buy or sell shares. It should be read in conjunction with the Fund's Prospectus, key investor information document ("KIID") or offering memorandum. Atlantic House Investments Limited is authorised and regulated by the Financial Conduct Authority FRN 931264. Atlantic House Investments Limited is a Private Limited Company registered in England and Wales, registered number 11962808. Registered Office: One Eleven Edmund Street, Birmingham. B3 2HJ.

The contents of this document are based upon sources of information believed to be reliable. Atlantic House Investments Limited has taken reasonable care to ensure the information stated is accurate. However, Atlantic House Investments Limited make no representation, guarantee, or warranty that it is wholly accurate and complete. The information provided in this material is confidential and only for use by its recipient. This material may not be disclosed or referred to any third party or distributed, reproduced, or used for any other purposes without the prior written consent of Atlantic House, any data provider and any other third party whose data is included herein and must be returned on request to Atlantic House and any copies thereof in whatever form destroyed.

A decision may be taken at any time to terminate the arrangements for the marketing of the Fund in any jurisdiction in which it is currently being marketed. Shareholders in affected EEA Member State will be notified of any decision to terminate marketing

arrangements in advance and will be provided the opportunity to redeem their shareholding in the Company free of any charges or deductions for at least 30 working days from the date of such notification.

The Atlantic House Uncorrelated Strategies Fund is a sub-fund of GemCap Investment Funds (Ireland) plc, an umbrella type open-ended investment company with variable capital, incorporated on 1 June 2010 with limited liability under the laws of Ireland with segregated liability between sub-funds.

GemCap Investment Funds (Ireland) plc is authorised in Ireland by the Central Bank of Ireland pursuant to the European Communities (Undertakings for Collective Investment in Transferable Securities) Regulations 2011 (S.I. No. 352 of 2011) (the "UCITS Regulations"), as amended. Gemini Capital Management (Ireland) Limited, trading as GemCap, is a limited liability company registered under the registered number 579677 under Irish law pursuant to the Companies Act 2014 which is regulated by the Central Bank of Ireland. Its principal office is at Suites 22-26 Morrison Chambers, 32 Nassau Street, Dublin 2, D02 X598 and its registered office is at 7th Floor, Block A, One Park Place, Upper Hatch Street, Dublin 2, D02E762. GemCap acts as both management company and global distributor to GemCap Investment Funds (Ireland) plc.