


# Candriam Money Market Usd Sustainable

Class: V (USD)

www.candriam.com

## RISK AND REWARD PROFILE



The risk level shown reflects the fund's historical volatility, completed where applicable by that of its reference framework. The volatility indicates the extent to which the value of the fund may fluctuate upwards or downwards.

- The indicated category may vary over time.
- The historical data give no indication of a future risk profile.
- The lowest category does not mean "risk-free".
- There is no guarantee or mechanism to protect the capital.

## KEY STATISTICS\*

	Fund	Index
Sharpe ratio	0.91	-0.01
Volatility (%)	0.32	0.28
Tracking error (%)	0.13	-
Information ratio	2.23	-
Beta	1.06	-
WAL** (d.)	155.00	-
WAM*** (d.)	36.00	-
Net YTW**** (%)	0.23	-

\* based on monthly data over 3 years (over 1 year if too little history) - risk free rate US Fed rate  
 \*\*The WAL is the weighted average of the residual maturity up until the date of settlement.  
 \*\*\*The WAM is the weighted average of the residual maturity up until maturity date or coupon review date.

## PERFORMANCE IN USD (%)

Annualised	Fund	Index	Δ
1 month	-0.07	0.07	-0.14
3 months	0.09	0.08	0.01
6 months	-0.03	0.08	-0.11
YTD	0.10	0.08	0.02
1 year	0.05	0.08	-0.03
2 years	0.35	0.11	0.25
3 years	1.05	0.76	0.30

Years	Fund	Index	Δ
2020	0.95	0.38	0.57
2019	2.66	2.21	0.45
2018	2.17	1.88	0.29

Best monthly performance since 5 years	0.28
Worst monthly performance since 5 years	-0.03

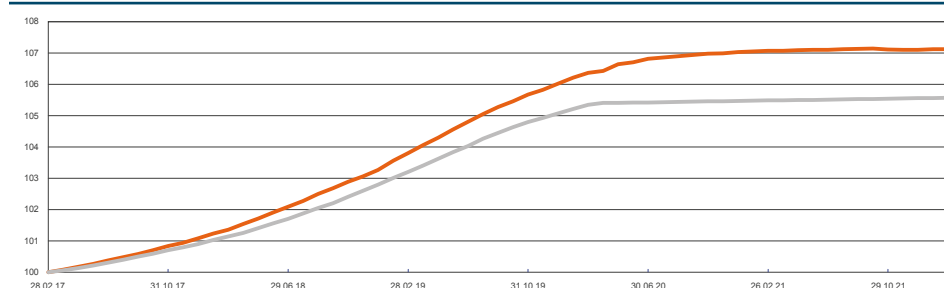
## INVESTMENT STRATEGY

Candriam Money Market USD Sustainable, a sub-fund of the Money Market sicav, invests in money market instruments, cash and financial instruments and bonds with a residual maturity of under 24 months and a minimum rating of A2/P2 or equivalent by one of the 3 ratings agencies. Issues are denominated in USD or currencies from OECD countries. The fund may use foreign exchange, interest rate and/or credit derivatives for hedging. The fund invests exclusively in companies and countries with the strongest sustainable development positioning. All issuers are compliant with the principles of the UN Global Compact (companies) and with major treaties and conventions (countries). The fund's sustainable investment objective is to reduce greenhouse gas emissions whilst also seeking to achieve a long term positive impact on social and environmental dimensions.

The fund is managed actively, with reference to the index mentioned on page 2. For further information about this index and its use, please consult the fund's key investor information document (KIID).

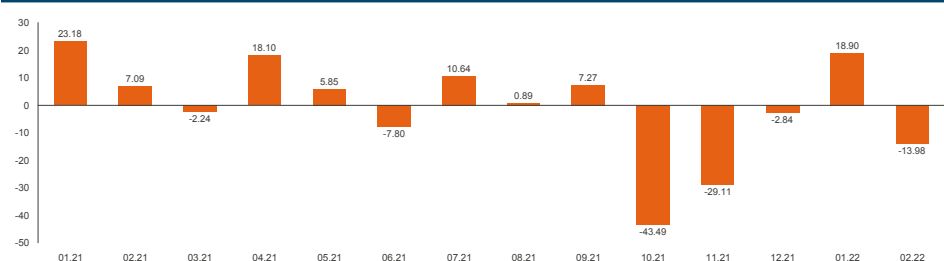
## INVESTMENT HORIZON: 6 MONTHS

## PERFORMANCE OVER 5 YEARS IN USD (%)

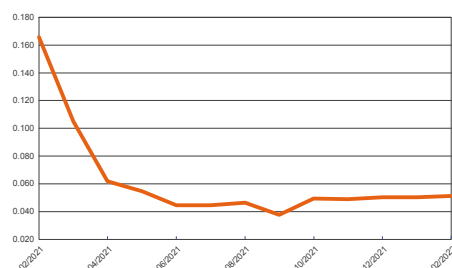


Warning: Past performances of a given financial instrument or index or an investment service, or simulations of past performances, or forecasts of future performances are not reliable indicators of future performances. The Fund is not a guaranteed investment. Please be aware that an investment in a fund is different from an investment in deposits and that the investments principal is capable of fluctuation. The fund does not rely on external support for guaranteeing its liquidity or stabilizing its NAV per unit or share. The risk of loss of the principal is borne by the investor.

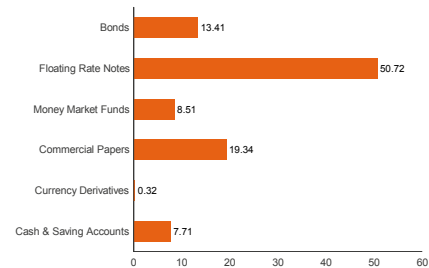
## ANNUALISED RETURN DEVIATION FROM REFERENCE INDEX (BP)



## VOLATILITY OVER 1 YEAR (%)



## ASSET ALLOCATION (%)



## FOR PROFESSIONAL INVESTORS ONLY

In cases where performance is expressed in a currency other than that of the investor's country of residence, the returns mentioned may increase or decrease as a result of currency fluctuations. Candriam consistently recommends investors to consult via our website www.candriam.com the key information document, prospectus, and all other relevant information prior to investing in one of our funds, including the net asset value ("NAV") of the funds. This information is available either in English or in local languages for each country where the fund's marketing is approved.

# Candriam Money Market Usd Sustainable

Class: V (USD)

[www.candriam.com](http://www.candriam.com)

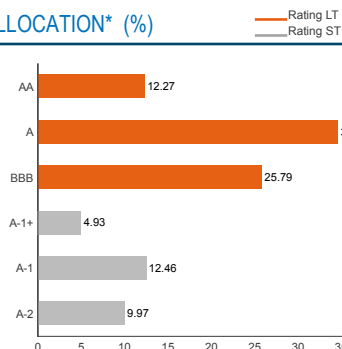
## CHARACTERISTICS

Creation date	22.09.2010
MMF Type	standard VNAV MMF
Legal form	Sicav under Luxembourg law with subfunds
Reference index	US Federal Funds Rate Capi
Management fees (max. in %)	0.06
Share type(s)	Cap, Dis
Total net assets (M USD)	101.42
NAV per share cap. (USD)	1105.53
Currency	USD
NAV calculation	Daily (D)
ISIN Code	C LU0323048347
	D LU0323048420
Ticker Bloomberg	C DXMMKUV LX Equity
	D CMMUVUD LX Equity

## PRACTICAL INFORMATION

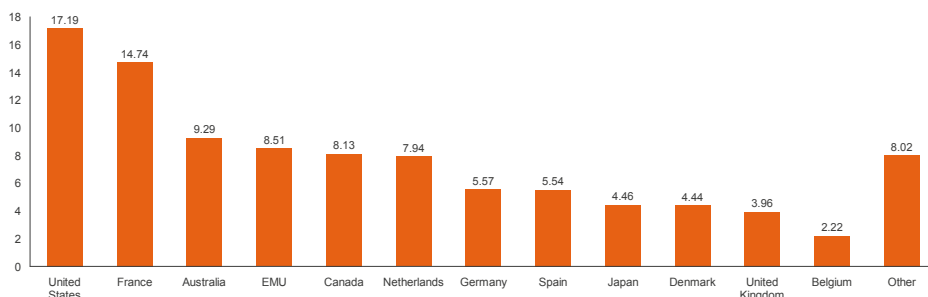
Order reception deadline	D before 12h
Settlement date for subscription	D+2
Settlement date for redemption	D+2

## RATING ALLOCATION\* (%)

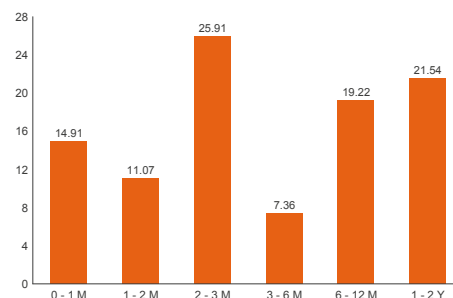


\* The « 2nd Best » is calculated daily on instrument level, using ratings from 3 worldwide renowned rating agencies. NR indicates that none of the rating agencies issued a rating on the instrument.

## COUNTRY ALLOCATION (%)



## MATURITY BREAKDOWN (%)



## MANAGER'S COMMENT

The comments on this fund are available on the website [www.candriam.com](http://www.candriam.com)

## FOR PROFESSIONAL INVESTORS ONLY

This document is provided for information purposes only, it does not constitute an offer to buy or sell financial instruments, nor does it represent an investment recommendation or confirm any kind of transaction, except where expressly agreed. Although Candriam selects carefully the data and sources within this document, errors or omissions cannot be excluded a priori. Candriam cannot be held liable for any direct or indirect losses as a result of the use of this document. The intellectual property rights of Candriam must be respected at all times, contents of this document may not be reproduced without prior written approval.