

Fund Overview

Legal form	Sub-fund (the "Fund") of THEAM QUANT, UCITS SICAV registered under Luxembourg law
Launch date	01 Feb 2017
Fund Manager	Solene Deharbonnier
Total net assets as of 28 Feb 2025 (mln 202.00)	46.36
Management Company	BNP Paribas Asset Management Europe
Capital protection	No capital guarantee
Morningstar Category	EAA Fund EUR Flexible Allocation

Fund management comment

In February, global equities declined 0.7% due to concerns over US trade policies and economic data, while emerging markets managed to end the month slightly higher, led by a solid gain in Chinese equities. The US Federal Reserve maintained its restrictive monetary policy, while the European Central Bank is expected to continue cutting policy rates. Bond markets saw a fall in US yields due to growth concerns, while currency markets reflected investors' uncertainties about the economic scenario, with the US dollar experiencing a sharp rise at the end of the month. The strategy recorded a positive performance driven by European and Chinese equities, although US equities weighed negatively following correction driven by the tech sector. Bonds were slightly penalized by US short duration but this was compensated by the long position on commodities. Positions are rather stable, vet with some deleverage on equities through US and Japan.

Investment Objective

The THEAM Quant - Multi Asset Diversified Defensive Fund seeks to increase the value of its assets over the medium term by being exposed to a diversified portfolio, the components of which are chosen using a systematic selection method based on different asset classes (equities, fixed income and commodities). The exposure to the portfolio will however be adapted in order to keep the Sub-fund annual volatility at a target level of 5%.

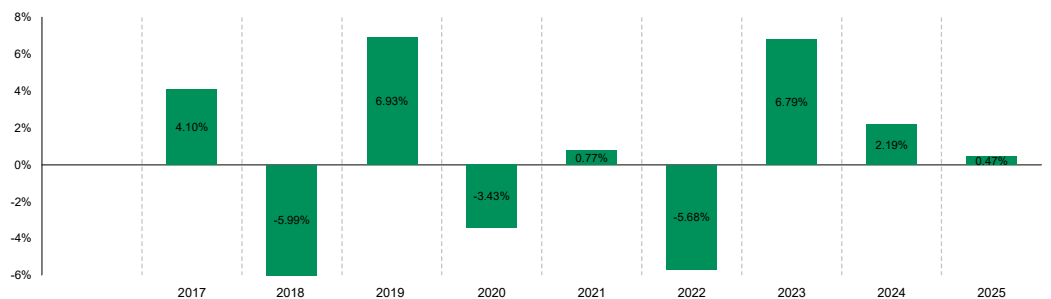
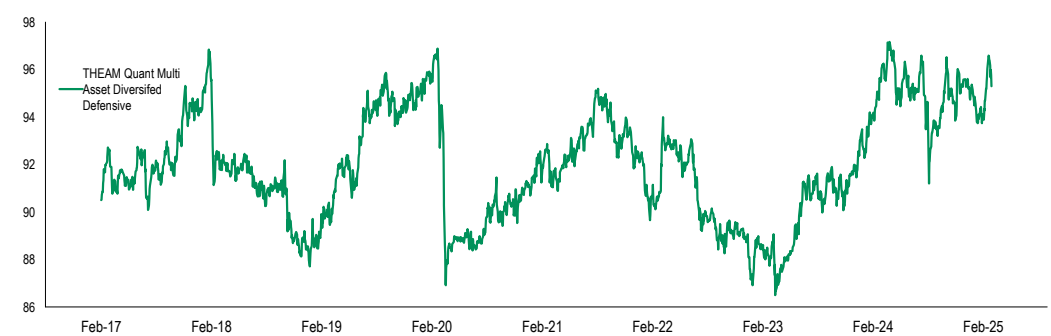
Investment strategy

- The investment strategy takes long and limited short positions resulting in a net long position in each asset class (equities, fixed income, commodities and real estate).
- The allocation within the strategy is determined by using an optimization model, that aims to maximize the portfolio's expected return while controlling its volatility.
- The optimization model is carried out every day on the investment universe.
- It benefits from a systematic risk control mechanism which aims at keeping its annual volatility at a target level of 5%.

Share class details - Share C EUR DIS

Base currency (of share class)	EUR
NAV (Capi.) (C EUR DIS)	93.34
Share class	Distribution
ISIN Code	LU1353186395
Bloomberg Code	TQMDCE LX
Cut-Off (CET)	D-1 16:00 (24-hr)
Min. initial subscription	No minimum
Management fees	1.15%
Other fees	0.35%
Subscription tax	0.05%
Performance fees	None
Total fees (ongoing charges)	1.55%
Passporting	Austria, Belgium, France, Germany, Italy, Switzerland

Historical Performance and Risk Analysis (Share C EUR DIS)



	Cumulative			Annualised
	YTD	1 Year	3 Years	Since launch
Performance	Fund 0.47%	Fund -0.46%	Fund 1.61%	Fund 0.64%
Annualized Volatility	4.81%	5.49%	4.98%	4.85%
Sharpe Ratio	0.62	-	0.32	0.18
Max drawdown	-1.33%	-6.14%	-7.97%	-10.72%
Information Ratio	0.62	0.00	-0.03	-0.02

RISK INDICATOR

Lower risk				Higher risk		
1	2	3	4	5	6	7

The summary risk indicator is a guide to the level of risk of this Product compared to other Products. It shows how likely it is that the Product will lose money because of movements in the markets or because we are not able to pay you. We have classified this Product as 2 out of 7, which is a low risk class.

Be aware of currency risk. If the currency of your account is different from the currency of this Product, the payments you will get depend on the exchange rate between the two currencies. This risk is not considered in the indicator shown above.

Historical Monthly Performance (Share C EUR DIS)

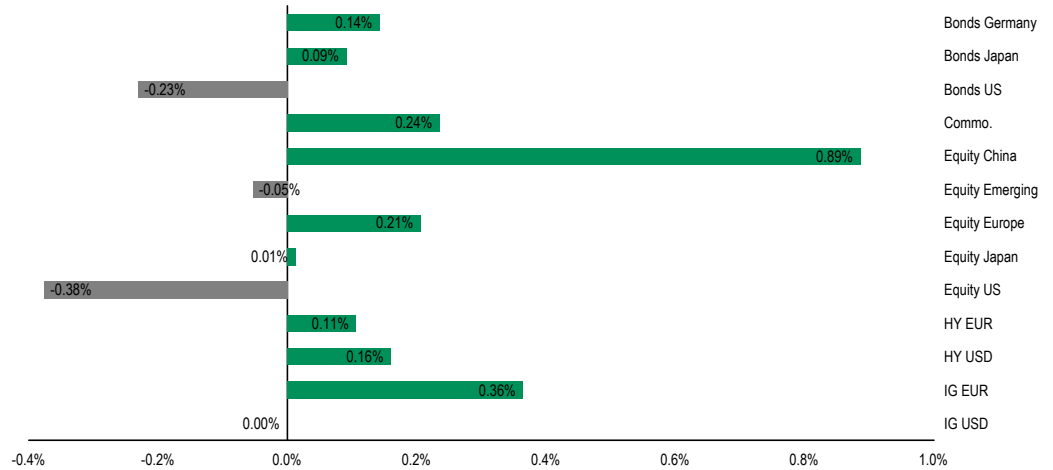
	Jan	Feb	Mar	Apr	May	Jun	Jul	Aug	Sep	Oct	Nov	Dec	Annual
2025	-0.81%	1.29%	-	-	-	-	-	-	-	-	-	-	-
2024	1.42%	1.70%	1.44%	-2.31%	-0.02%	0.26%	-0.48%	-1.13%	2.43%	-2.08%	1.85%	-0.77%	2.19%
2023	1.73%	-0.31%	-0.59%	0.68%	0.96%	2.57%	0.28%	-0.50%	-0.34%	-0.43%	1.66%	0.94%	6.79%
2022	-1.62%	0.19%	2.14%	-0.70%	-0.01%	-1.76%	-0.70%	-0.64%	-0.71%	0.66%	-0.37%	-2.24%	-5.68%
2021	-0.23%	0.01%	0.03%	0.97%	0.74%	0.47%	1.87%	-0.52%	-1.56%	0.18%	-1.43%	0.28%	0.77%
2020	0.93%	-3.00%	-4.45%	0.38%	0.41%	-0.59%	1.15%	1.17%	-0.78%	-0.29%	0.99%	0.78%	-3.43%

Performances are calculated with dividend reinvested (for the distributing share classes).

Statistics

Asset contribution to monthly performance*

	Current Weight	Weight Variation
Bonds Germany	-25.23%	0.17%
Bonds Japan	-5.02%	-0.03%
Bonds US	-9.71%	11.04%
Commo.	15.03%	4.66%
Equity China	9.94%	1.11%
Equity Emerging	-0.98%	0.01%
Equity Europe	8.55%	1.00%
Equity Japan	-3.39%	-7.54%
Equity US	9.14%	-4.79%
HY EUR	10.06%	1.66%
HY USD	10.05%	0.08%
IG EUR	30.21%	-0.09%
IG USD	0.00%	0.00%


Statistics

Global overview of performance

	Contribution*		Average Weight	
	1 M	YTD	1 M	YTD
Bonds	0.63%	0.63%	2.65%	2.65%
Commo.	0.24%	0.24%	12.45%	12.45%
Equity	0.68%	0.68%	28.89%	28.89%

Asset	Monthly	YTD
Bonds Germany	0.33%	0.33%
Bonds Japan	-0.87%	-0.87%
Bonds US	1.55%	1.55%
Commo.	4.69%	4.69%
Equity China	17.69%	17.69%
Equity Emerging	1.63%	1.63%
Equity Europe	3.59%	3.59%
Equity Japan	-3.40%	-3.40%
Equity US	-3.16%	-3.16%
HY EUR	0.66%	0.66%
HY USD	0.76%	0.76%
IG EUR	0.36%	0.36%
IG USD	0.89%	0.89%



Risks

Risk of capital loss: The investments in the funds are subject to market fluctuations and the risks inherent in investments in securities. The value of investments and the income they generate may go down as well as up and it is possible that investors will not recover their initial outlay, the funds described being at risk of capital loss.

Market risk: The fund is exposed to market variations of the various underlying assets part of its portfolio.

Risk linked to the model: The assets on which the fund will be exposed, are selected following a quantitative model.

Currency exchange risk: The Fund's currency is euro but its assets can be expressed in other currencies. Consequently, there is a risk linked to the evolution of these currencies against the euro.

Credit risk: risk of deterioration of the creditworthiness of an issuer or that of its default, potentially causing a fall in the value of the instruments with which it is associated.

Risk related to the use of forward financial instruments: In order to achieve its investment objective, the Sub-Fund makes use of forward financial instruments traded over-the-counter that allow it to replicate the performance of the strategy. These instruments may involve a series of risks that could lead to adjustments or even the early termination of the instrument, which may affect the Sub-Fund's NAV.

Glossary

Morningstar category EUR Flexible Allocation: EUR Flexible Allocation funds have a largely unconstrained mandate to invest in a range of asset types for a EUR-based investor.

Net Asset Value - Represents the net assets of the fund (ex-dividend) divided by the total number of shares issued by the fund.

Historical tracking error - Measure of the actual deviation of the fund's returns from the comparative benchmark index returns (annualised). A higher number means that the fund is taking greater risk against the benchmark.

Historical Volatility of Portfolio - Illustrates the dispersion of the fund's realized monthly returns around the average monthly return, indicating how volatile the fund's return is over time. The higher the number the more volatile the fund's returns.

UCITS - "UCITS" or "undertakings for the collective investment in transferable securities" are investment funds regulated at European Union level. They account for around 75% of all collective investments by small investors in Europe. The legislative instrument covering these funds is Directive 2014/91/EU.

Ongoing Charges - The ongoing charges figure is based on the fund's expenses during the previous year. It excludes transaction costs and performance fees incurred by the fund.

Disclaimer

BNP PARIBAS ASSET MANAGEMENT Europe, "the investment management company," is a simplified joint stock company with its registered office at 1 boulevard Haussmann 75009 Paris, France, RCS Paris 319 378 832, registered with the "Autorité des marchés financiers" under number GP 96002.

This material is issued and has been prepared by the investment management company. It contains opinions and statistical data that are considered lawful and correct on the day of their publication according to the economic and financial environment at the time. This document does not constitute investment advice or form part of an offer or invitation to subscribe for or to purchase any financial instruments nor shall it or any part of it form the basis of any contract or commitment whatsoever.

This document is provided without knowledge of an investors' situation. Prior to any subscription, investors should verify in which countries the financial instruments referred to in this document refers are registered and authorised for public sale. In particular financial instruments cannot be offered or sold publicly in the United States. Investors considering subscriptions should read carefully the most recent prospectus and Key Investor Information Document (KIID) agreed by the regulatory authority, available on the website. Investors are invited to consult the most recent financial reports, which are also available on the website. Investors should consult their own legal and tax advisors prior to investing. Given the economic and market risks, there can be no assurance that the financial instruments will achieve its investment objectives. Their value can decrease as well as increase. In particular, changes in currency exchange rates may affect the value of an investment. Performance is shown net of management fees and is calculated using global returns with time factored in, with net dividends and reinvested interest, and does not include subscription-redemption fees, exchange rate fees or tax. Past performance is not a guarantee of future results.

All information referred to in the present document is available on www.bnpparibas-am.com.

For funds authorized for marketing in Switzerland or from Switzerland, prospectuses, key investor information documents, articles of association, annual or semi-annual reports can be obtained free of charge from the representative agent in Switzerland, BNP Paribas (Suisse) SA, 2, place de Hollande, CH-1204 Genève; Payment Agency services are provided by BNP Paribas Securities Services, Paris, Zurich branch, 16, Selnaustrasse, 8002 Zurich, Switzerland.

BNPP or its affiliates may own shares of the fund for a variety of purposes including but not limited to facilitating the management of inflows and outflows of the funds and seeding the fund during the early stages of its growth. Morningstar Rating © 2017 Morningstar, Inc. All Rights Reserved. The information contained herein: (1) is proprietary to Morningstar and/or its content providers; (2) may not be copied or distributed; and (3) is not warranted to be accurate, complete or timely. Neither Morningstar nor its content providers are responsible for any damages or losses arising from any use of this information. Past performance is no guarantee of future results. Morningstar stars rank from 1 to 5, with the top ranking being 5 stars. All Morningstar ratings shown in this document are for capitalising shares, as of 28 February 2017.