

Allianz Strategy 15 - C2 - EUR

Balanced fund investing mainly in bonds

Morningstar Rating™ ¹



Ratings as of 01/31/2025

Investment Objective

The fund invests to a variable extent in international equity markets and in the market for euro bonds. Applying a quantitative approach, fund management lowers the investment in stocks in phases of high market volatility and raises it in phases of low volatility. Overall, it strives to achieve a return that is comparable to the return of a mixed portfolio investing 15% in international stocks and 85% in medium-term euro bonds.



Fund Manager

Cordula Bauss
(since 06/01/2018)

Performance

Over 10 Years ²



Annual Performance (%) ²

	Fund
02/28/2015 - 02/29/2016	-2.11
02/29/2016 - 02/28/2017	2.13
02/28/2017 - 02/28/2018	2.79
02/28/2018 - 02/28/2019	0.14
02/28/2019 - 02/29/2020	6.95
02/29/2020 - 02/28/2021	-0.02
02/28/2021 - 02/28/2022	-1.80
02/28/2022 - 02/28/2023	-9.79
02/28/2023 - 02/29/2024	5.82
02/29/2024 - 02/28/2025	4.77

Performance History (%) ²

	YTD	1M	3M	6M	1Y	3Y	3Y p.a.	5Y	5Y p.a.	10Y	10Y p.a.	S. Inc.	S. Inc. p.a.	2020	2021	2022	2023	2024
Fund	0.44	0.03	-0.92	1.50	4.77	0.02	0.01	-1.80	-0.36	8.08	0.78	72.13	3.43	1.02	1.55	-14.05	5.80	4.21

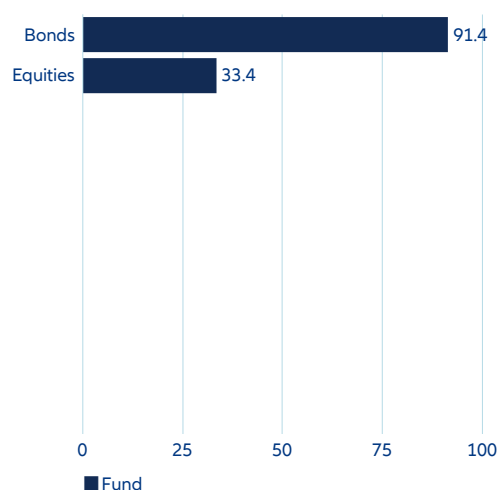
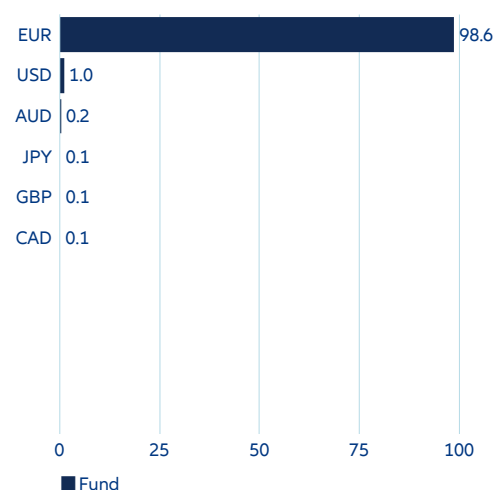
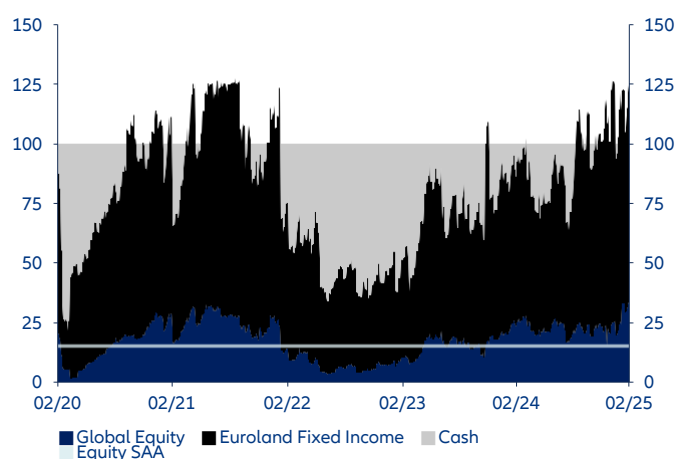
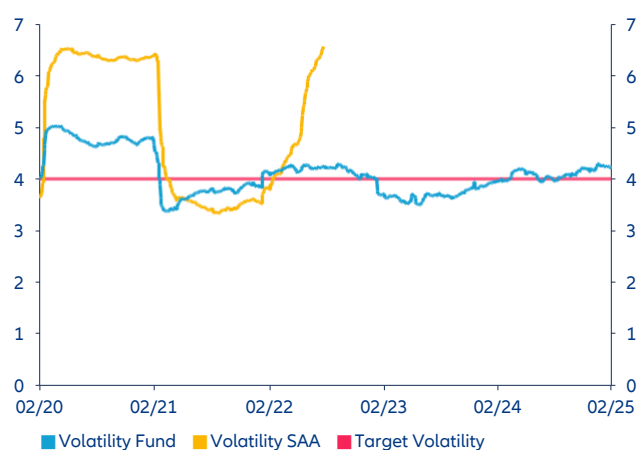
Past performance does not predict future returns.

Key Information

ISIN / German security no.	LU2064238111 / A2P S87
Bloomberg Ticker / Reuters Ticker	ALS15C2 LX / ALLIANZGI01
Benchmark ³	No Benchmark
EU SFDR Category ⁴	Article 8
Management company	Allianz Global Investors GmbH, Luxembourg
Investment manager	Allianz Global Investors GmbH
Custodian bank	State Street Bank International GmbH - Luxembourg branch
Launch date	10/18/2019
Net assets	363.33 mn. EUR
Share class volume	1.68 mn. EUR
Financial year end	9/30/
Distribution payout on 12/16/2024	1.266 EUR
Distribution frequency	annually
Min. investment (prospectus)	1,000,000 EUR
Registered for sale in	CY, DE, FR, GB, LU, NL
Number of Holdings	220

Risk/ Return Ratios ²

	3 Years	5 Years
Sharpe ratio ⁵	-0.58	-0.37
Volatility (%) ⁶	4.52	4.67
Max. Loss (%)	-9.79	-15.18
Time to recover (months)	21	-

Portfolio Structure ⁷Exposure to return-generating asset classes (%) ⁸Currency Breakdown (%) (incl. FX derivatives) ⁸Allocation over time (%) ⁹Volatility over time (%) ¹⁰

Fee Structure

All-in fee in % p.a. ¹¹	currently 0.74 (max. 1.60)
TER (%) ¹²	0.79

Key Figures

Yield to worst (%) ¹³	2.82
Yield to Maturity (%) ¹⁴	2.82
Eff. Duration incl. derivatives and cash	4.09
Average rating	A+
Average nominal return (%)	2.17

Opportunities

- + Steady interest income on bonds, capital gains opportunities on declining interest rates
- + High return potential of stocks in the long run
- + Broad diversification across numerous securities

Risks

- Interest rates vary, bonds suffer price declines on rising interest rates
- High volatility of stocks, losses possible
- Limited participation in the yield potential of single securities

- 1) © 2007 Morningstar, Inc., all rights reserved. The information given here: (1) is protected by copyright for Morningstar and/or its content providers; (2) may not be reproduced or distributed; and (3) is not guaranteed to be accurate, complete or up-to-date. Morningstar and its content providers assume no responsibility for any losses or damage that result from any use of the information provided. Past performance is not a guarantee of future results. To determine the Morningstar Rating, funds of a comparable group in issue for at least three years are considered. The long-term performance serves as a basis, taking into account fees and risk. As a result, the funds are awarded stars, which are calculated monthly: Top 10%: 5 stars; next 22.5%: 4 stars; middle 35%: 3 stars; next 22.5%: 2 stars; flop 10%: 1 star. A ranking, rating or award is not an indicator of future performance and is subject to change over time.
- 2) Calculated at the net asset value, excl. front-end load, distributions reinvested. Calculation according to method as defined by BVI, the German Fund Companies Association. **The applicable front-end load is deducted from the capital invested and the indicated performance, otherwise performance is calculated net of annual fees. Regarding abbreviations in the table heading; p.a. means Per Annum, s.inc means Since Inception.** All performance data of Allianz Strategy 15 - C2 - EUR prior to the launch date, 18/10/2019, refer to another share class of the same investment fund, Allianz Strategy 15, an open-ended SICAV organised under the laws of Luxembourg and managed by Allianz Global Investors GmbH - Frankfurt, namely Allianz Strategy 15 - CT - EUR (ISIN LU0398560267) launched on 26/01/2009. This does not imply that Allianz Strategy 15 - C2 - EUR will experience a similar performance in the future. All share classes/investment funds mentioned above are based on the same investment objectives and strategies as well as risk profiles and fee structures. Past performance does not predict future returns
- 3) Benchmark history: until 21/08/2022 85% J.P. MORGAN EMU Investment Grade Total Return + 15% MSCI World Total Return Net (in EUR), until 31/08/2016 85% JP MORGAN EMU INVESTMENT GRADE RETURN, 15% MSCI THE WORLD INDEX TOTAL RETURN (NET) REBASED LAST BUSINESS DAY OF MONTH IN EUR, until 14/07/2010 85% JP MORGAN EMU BOND INDEX RETURN, 15% MSCI THE WORLD INDEX TOTAL RETURN (NET) REBASED LAST BUSINESS DAY OF MONTH IN EUR
- 4) This fund has been classified as an Article 8 under SFDR: EU Sustainable Finance Disclosure Regulation. Information accurate at time of publishing. Investors should take into account all the characteristics and/ or objectives of the fund as described in its prospectus and Key Investor Document (regulatory.allianzgi.com).
- 5) The Sharpe ratio states the relationship between the return generated by the fund and the investment risk. The fund's excess return versus the risk-free market rate is compared to volatility. Negative values are not meaningful.
- 6) Volatility measures the fluctuation range of the fund's performance over a specified period of time.
- 7) This is for guidance only and not indicative of future allocation.
- 8) For derivatives, economic exposure of the instruments is considered.
- 9) The Fund may be leveraged and aims at an investment ratio of not more than 125%.
- 10) Volatility target management component was added in Q3 2009. The volatility target is currently set at 4%.
- 11) The all-in fee includes the expenses previously called management, administration and distribution fees. Any payment of a trail fee by the management company to a distribution partner will be effected from the all-in fee.
- 12) TER generally: Total cost (except transaction costs) charged to the fund during the last financial year. TER for funds-of-funds: The costs incurred by the fund itself (except transaction costs). Since the fund held other investment units ("target funds") in the reporting period, further costs, charges and fees may have been incurred at the level of the target fund.
- 13) Represents the lowest potential yield that an investor could theoretically receive on the bond up to maturity if bought at the current price (excluding the default case of the issuer). The yield to worst is determined by making worst-case scenario assumptions, calculating the returns that would be received if worst-case scenario provisions, including prepayment, call or sinking fund, are used by the issuer (excluding the default case). It is assumed that the bonds are held until maturity and interest income is reinvested on the same conditions. Calculation is before currency hedging. The yield to worst is a portfolio characteristic; in particular, it does not reflect the actual fund income. The expenses charged to the fund are not taken into account. As a result, the yield to worst is not suitable as an indicator of the future performance of a bond fund. Forecasts are not a reliable indicator of future results.
- 14) The yield to maturity of a bond indicates what capital growth p.a. is theoretically possible up to maturity, if bought at the current price. In addition to coupon income, any price gains/losses up to repayment of the bond are taken into account. The yield to maturity of a fund is the weighted average of the yield to maturity of all the bonds that are held. It is assumed that the bonds are held until maturity and interest income is reinvested on the same conditions. The yield to maturity is a portfolio characteristic; in particular, it does not reflect the actual fund income. The expenses charged to the fund are not taken into account. As a result, the yield to maturity is not suitable as an indicator of the future performance of a bond fund.

Disclaimer

Investing involves risk. The value of an investment and the income from it may fall as well as rise and investors might not get back the full amount invested. Investing in fixed income instruments may expose investors to various risks, including but not limited to creditworthiness, interest rate, liquidity and restricted flexibility risks. Changes to the economic environment and market conditions may affect these risks, resulting in an adverse effect to the value of the investment. During periods of rising nominal interest rates, the values of fixed income instruments (including positions with respect to short-term fixed income instruments) are generally expected to decline. Conversely, during periods of declining interest rates, the values of these instruments are generally expected to rise. Liquidity risk may possibly delay or prevent account withdrawals or redemptions. Allianz Strategy 15 is a sub-fund of Allianz European Pension Investments SICAV, an open-ended investment company with variable share capital organised under the laws of Luxembourg. Past performance does not predict future returns. If the currency in which the past performance is displayed differs from the currency of the country in which the investor resides, then the investor should be aware that due to the exchange rate fluctuations the performance shown may be higher or lower if converted into the investor's local currency. This is for information only and not to be construed as a solicitation or an invitation to make an offer, to conclude a contract, or to buy or sell any securities. The products or securities described herein may not be available for sale in all jurisdictions or to certain categories of investors. This is for distribution only as permitted by applicable law and in particular not available to residents and/or nationals of the USA. The investment opportunities described herein do not take into account the specific investment objectives, financial situation, knowledge, experience or specific needs of any particular person and are not guaranteed. The Management Company may decide to terminate the arrangements made for the marketing of its collective investment undertakings in accordance with applicable de-notification regulation. The views and opinions expressed herein, which are subject to change without notice, are those of the issuer companies at the time of publication. The data used is derived from various sources, and assumed to be correct and reliable at the time of publication. The conditions of any underlying offer or contract that may have been, or will be, made or concluded, shall prevail. For a free copy of the sales prospectus, incorporation documents, daily fund prices, Key Information Document, latest annual and semi-annual financial reports, contact the management company Allianz Global Investors GmbH in the fund's country of domicile, Luxembourg, or the issuer at the address indicated below or regulatory.allianzgi.com. Please read these documents, which are solely binding, carefully before investing. This is a marketing communication issued by Allianz Global Investors GmbH, www.allianzgi.com, an investment company with limited liability, incorporated in Germany, with its registered office at Bockenheimer Landstrasse 42-44, 60323 Frankfurt/M, registered with the local court Frankfurt/M under HRB 9340, authorised by Bundesanstalt für Finanzdienstleistungsaufsicht (www.bafin.de). The Summary of Investor Rights is available in English, French, German, Italian and Spanish at <https://regulatory.allianzgi.com/en/investors-rights>. The duplication, publication, or transmission of the contents, irrespective of the form, is not permitted; except for the case of explicit permission by Allianz Global Investors GmbH.