

AMUNDI INDEX MSCI EMERGING MARKETS - A12U

FACTSHEET

Marketing
Communication

31/10/2023

EQUITY ■

Key Information (Source: Amundi)

Net Asset Value (NAV) : **88.26 (USD)**
NAV and AUM as of : **31/10/2023**
Assets Under Management (AUM) :
4,713.63 (million USD)
Benchmark :
MSCI Emerging Markets Net Total Return

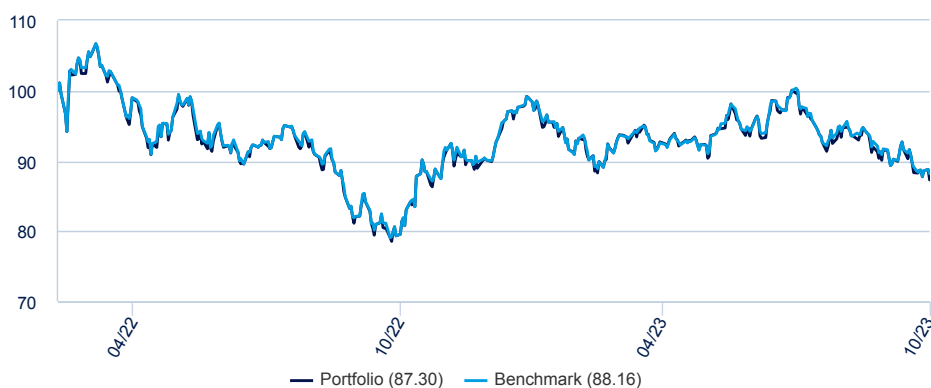
Investment objective

To track the performance of MSCI Emerging Markets Index (the "Index"), and to minimize the tracking error between the net asset value of the sub-fund and the performance of the Index.

« Technical net asset values may be calculated and published for any calendar day (excluding Saturdays and Sundays) that is neither a business day nor a transaction day. These technical net asset values are merely indicative and will not be the basis for purchasing, switching, redeeming and/or transferring shares. »

Returns (Source: Fund Admin)

Bid to Bid performance evolution (rebased to 100) from 09/03/2022 to 31/10/2023



Bid to Bid returns

Since	1 month	3 months	6 months	1 year	Since
	29/09/2023	31/07/2023	28/04/2023	31/10/2022	09/03/2022
Portfolio	-4.70%	-12.37%	-5.84%	9.72%	-7.92%
Benchmark	-3.89%	-12.16%	-4.78%	10.80%	-7.37%

Offer to Bid returns *

Since	1 month	3 months	6 months	1 year	Since
	29/09/2023	31/07/2023	28/04/2023	31/10/2022	09/03/2022
Portfolio	-8.80%	-16.14%	-9.89%	5.00%	-10.35%
Benchmark	-3.89%	-12.16%	-4.78%	10.80%	-7.37%

Annualised returns for periods exceeding 1 year (365 days basis).

Returns are computed on the assumption that all dividends and distributions are reinvested, taking into account all charges which would have been payable upon such reinvestment.

* Offer to Bid returns include an assumed sales charge of 4.5%, which may or may not be charged to investors.

Risk Indicator (Source : Fund Admin)



Lower Risk

Higher Risk

⚠ The risk indicator assumes you keep the product for 5 years. The summary risk indicator is a guide to the level of risk of this product compared to other products. It shows how likely it is that the product will lose money because of movement in the markets or because we are not able to pay you.

Risk indicators (Source: Fund Admin)

	1 year	3 years	5 years
Portfolio Volatility	16.83%	-	-
Benchmark volatility	16.09%	-	-
Ex-post Tracking Error	3.68%	-	-
Portfolio Sharpe Ratio	0.38	-	-
Portfolio Information ratio	0.00	-	-

* Volatility is a statistical indicator that measures an asset's variations around its average value. For example, market variations of +/- 1.5% per day correspond to a volatility of 25% per year. The Sharpe Ratio is a statistical indicator which measures the portfolio performance compared to a risk-free placement

EQUITY ■

Index Data (Source : Amundi)

Description of the Index

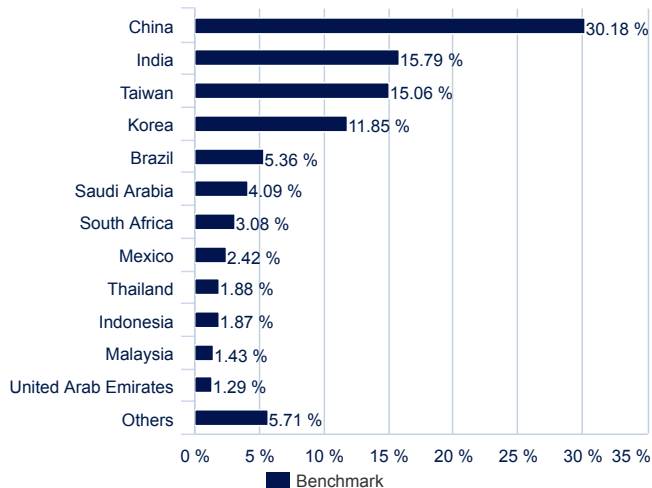
MSCI Emerging Markets Index is an equity index representative of the large and mid-cap markets across 23 emerging countries.

Information (Source: Amundi)

Asset class : **Equity**
Exposure : **Emerging countries**

Holdings : 1437

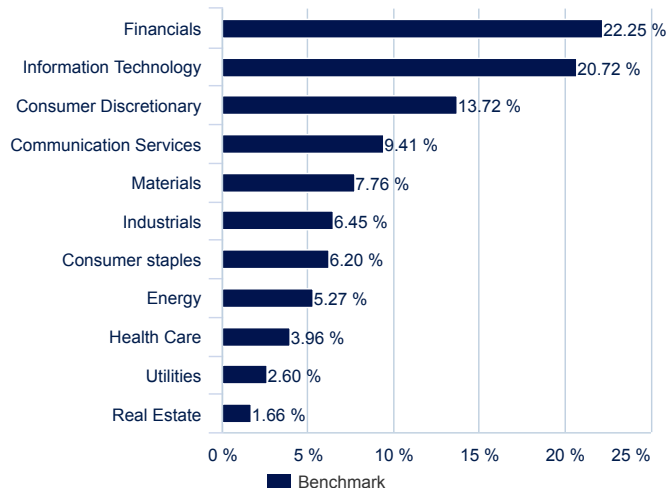
Geographical breakdown (Source: Amundi)



Top 10 benchmark holdings (source : Amundi)

	% of assets (Index)
INFOSYS LTD	0.87%
CHINA CONSTRUCT BANK	0.87%
ICICI BANK LTD	0.91%
PDD HOLDINGS INC	0.99%
MEITUAN-CLASS B	1.17%
RELIANCE INDUSTRIES LTD	1.34%
ALIBABA GROUP HOLDING LTD	2.72%
SAMSUNG ELECTRONICS	3.77%
TENCENT HOLDINGS LTD	4.01%
TAIWAN SEMICONDUCTOR MANUFAC	6.40%
Total	23.05%

Benchmark Sector breakdown (source : Amundi)



EQUITY ■

Information (Source: Amundi)

Fund structure	SICAV
Applicable law	Luxembourg
Management Company	Amundi Luxembourg SA
Investment manager	Amundi Asset Management
Custodian	CACEIS Bank, Luxembourg Branch
Share-class inception date	08/03/2022
Share-class reference currency	USD
Classification	Not applicable
Type of shares	Accumulation
ISIN code	LU2420245750
Bloomberg code	AMMEMAU LX
Minimum first subscription / subsequent	1 thousandth(s) of (a) share(s) / 1 thousandth(s) of (a) share(s)
Frequency of NAV calculation	Daily
Dealing times	Orders received each day D day before 14:00 CET
Maximum front-end load	4.50% *
Performance fees	No
Performance fees (%)	-
Exit charge (maximum)	0.00%
Ongoing charges	0.20% (Estimated) - 30/09/2022
Transaction costs	0.10%
Conversion charge	1.00 %
Minimum recommended investment period	5 years
Benchmark index performance record	13/12/2013: 100.00% MSCI EM (EMERGING MARKETS)
UCITS compliant	UCITS
Current/Forward price	Forward pricing
Redemption Date	D+3
Subscription Value Date	D+3

EQUITY ■

Important and Legal Information

This document contains information about AMUNDI INDEX MSCI EMERGING MARKETS (the "Fund"), a sub-fund of Amundi Index Solutions, an undertaking for collective investment in transferable securities existing under Part I of the Luxembourg law of 17 December 2010, organised as a "société anonyme" and qualifying as a société d'investissement à capital variable and registered with the Luxembourg Trade and Companies Register under number B206810 and having its registered office at 5, allée Scheffer, L-2520 Luxembourg. The management company of the Fund is Amundi Luxembourg S.A., 5, allée Scheffer, L-2520 Luxembourg and the Singapore Representative of the Fund is Amundi Singapore Limited (Registration No. 198900774E), 80 Raffles Place, UOB Plaza 1, #23-01, Singapore 048624 (Amundi Luxembourg S.A. and/or its affiliated companies, including without limitation Amundi Singapore Limited, being hereinafter referred to individually or jointly as "Amundi"). Amundi Singapore Limited is regulated by the Monetary Authority of Singapore.

This is a marketing communication. Investors should read the Singapore Prospectus and the Product Highlights Sheet before deciding to invest in the Fund. The share classes / classes of the Fund available for offer to the retail public in Singapore are set out in the Singapore Prospectus and the Product Highlights Sheet, which together with the latest annual and semi-annual reports (if any) may be obtained, free of charge, at the registered office of the Singapore Representative of the Fund or at www.amundi.com.sg or the Fund's authorised distributors.

This document is for information purposes only, is not a recommendation, financial analysis or advice, and does not constitute a solicitation, invitation or offer to purchase or sell the Fund in any jurisdiction where such offer, solicitation or invitation would be unlawful. This information is not for distribution and does not constitute an offer to sell or the solicitation of any offer to buy any securities or services in the United States or in any of its territories or possessions subject to its jurisdiction to or for the benefit of any U.S. Person (as this term is defined in SEC Regulation S under the U.S. Securities Act of 1933 and in the Singapore Prospectus of the Fund). The Fund is not registered in the United States under the Investment Company Act of 1940 and shares / units of the Fund are not registered in the United States under the Securities Act of 1933. Accordingly, this document is for distribution or to be used solely in jurisdictions where it is permitted and to persons who may receive it without breaching applicable legal or regulatory requirements, or that would require the registration of Amundi or its affiliates in these countries.

Past performance and any forecasts made are not indicative of future performance of the Fund. Please note that distribution/dividends (if applicable) are not guaranteed unless otherwise stated in the dividend policy for the relevant share class / class contained in the Singapore Prospectus. Investors should review the relevant dividends disclosure report (if applicable) found on www.amundi.com.sg. Any opinion or view presented is subject to change without notice. The information on this document is intended for general circulation without taking into account the specific investment objectives, financial situation or particular needs of any particular investor. An investor may wish to seek advice from a financial adviser regarding the suitability of the Fund, taking into account the specific investment objectives, financial situation or particular needs of any person in receipt of the recommendation, before making a commitment to purchase shares / units in the Fund.

Where applicable and contemplated in the Singapore Prospectus, the Fund may invest in financial derivatives as part of its strategy, and a material portion of the returns may be generated from financial derivative strategies. In such scenarios, the Fund will be subject to risks associated with such investments as further detailed in the Singapore Prospectus. Additional risk factors are described in the Singapore Prospectus. Investments in the Fund are subject to investment risks, including the possible loss of the principal amount invested. Such activities may not be suitable for everyone. Value of the shares / units in the Fund and the income accruing to the shares / units, if any, may fall or rise. Any forecast, projection or target is indicative only and is not guaranteed in any way. Such information is solely indicative and may be subject to modification from time to time. References to specific securities are presented to illustrate the application of our investment philosophy only and are not to be considered recommendation by Amundi.

It is the responsibility of investors to read the legal documents in force in particular the current Singapore Prospectus of the Fund. Subscriptions in the Fund will only be accepted on the basis of their latest prospectus available in English and/or the Product Highlights Sheet. A summary of information about investors' rights and collective redress mechanisms can be found in English on the regulatory page at <https://about.amundi.com/Metanav-Footer/Footer/Quick-Links/Legal-documentation>.

Information on sustainability-related aspects (if applicable) can be found at <https://about.amundi.com/Metanav-Footer/Footer/Quick-Links/Legal-documentation>.

The information contained in this document is as at the date of publication of this document except where otherwise stated. The information contained in this document has been obtained from sources believed to be reliable but has not been independently verified, although Amundi and its affiliated companies believe it to be fair and not misleading. Total percentage may not add to 100% due to rounding. Amundi does not accept any liability whatsoever whether direct or indirect that may arise from the use of information contained in this document. Amundi and its associates, directors, connected parties and/or employees may from time to time have interests and or underwriting commitments in the investments mentioned in this document. Amundi does not guarantee that all risks associated to the transactions mentioned herein have been identified, nor does it provide advice as to whether you should enter into any such transaction. Amundi does not make any representation as to the merits, suitability, expected success, or profitability of any such transaction mentioned herein.

Pursuant to the new Guidelines on marketing communications under Regulation (EU) 2019/1156 of 20 June 2019 on cross-border distribution of funds issued by the European Securities and Markets Authority (ESMA), performance returns which are less than 12 months will not be reported for European domiciled funds.

This advertisement or publication has not been reviewed by the Monetary Authority of Singapore.

The information contained shall not be copied, reproduced, modified, translated or distributed without the prior written approval of Amundi.

EQUITY ■

Index Providers

AMUNDI INDEX MSCI EMERGING MARKETS (the "Sub-fund") is not sponsored, endorsed, sold or promoted by MSCI Inc. ("MSCI"), any of its affiliates, any of its information providers or any third party involved in, or related to, compiling or creating any MSCI index (collectively, the "MSCI parties"). The MSCI indices are the exclusive property of MSCI and are service marks of MSCI or its affiliates. The MSCI indices have been licensed for use for certain purposes by Amundi. None of the MSCI parties makes any representation or warranty, express or implied, to the issuer or owners of this sub-fund or any other person or entity regarding the advisability of investing in sub-funds generally or in this particular sub-fund or the ability of any MSCI index to track corresponding stock market performance. MSCI or its affiliates are the licensors of certain trademarks, service marks and trade names and of the MSCI indices which are determined, composed and calculated by MSCI without regard to Amundi or this sub-fund or this sub-fund's unitholders or any other person or entity.

None of the MSCI parties has any obligation to take the needs of the Amundi, this sub-fund's unitholders or any other person or entity into consideration in determining, composing or calculating the MSCI indices. None of the MSCI parties is responsible for or has participated in determination of the timing of, prices at, or quantities of this sub-fund to be issued or in the determination or calculation of the equation by or the consideration into which this sub-fund is redeemable. Furthermore, none of the MSCI parties has any obligation or liability to the issuer or owners of this sub-fund or any other person or entity in connection with the administration, marketing or offering of this sub-fund.

Although MSCI shall obtain information for inclusion in or for use in the calculation of the MSCI indices from sources that MSCI considers reliable, none of the MSCI parties warrants or guarantees the originality, accuracy and/or the completeness of any MSCI index or any data included therein. None of the MSCI parties makes any warranty, express or implied, as to results to be obtained by the issuer of the sub-fund, owners of the sub-fund, or any other person or entity, from the use of any MSCI index or any data included therein. None of the MSCI parties shall have any liability for any errors, omissions or interruptions of or in connection with any MSCI index or any data included therein. Furthermore, none of the MSCI parties makes any express or implied warranties of any kind, and the MSCI parties hereby expressly disclaim all warranties of merchantability and fitness for a particular purpose, with respect to each MSCI index and any data included therein. Without limiting any of the foregoing, in no event shall any of the MSCI parties have any liability for any direct, indirect, special, punitive, consequential or any other damages (including lost profits) even if notified of the possibility of such damages.