



BlueBay Impact-Aligned Bond Fund

February 2025

Fund performance (%) Gross of fees (USD)¹

	1 M	3 M	YTD	1YR	3YR ²	SI ^{2,3}
BlueBay Impact-Aligned Bond Fund	1.79	1.60	2.64	8.62	2.34	1.10

Review

Contributors

- SLM Corp (Theme: Building knowledge & skills)
- ProGroup (Theme: Enabling circular economy)
- Bupa Finance (Theme: Ensuring good health, safety & wellbeing)

Detractors

- Aptiv (Theme: Promoting sustainable mobility & infrastructure)
- AFDB (Theme: Achieving inclusive society)
- McGraw Hill Education (Theme: Building knowledge & skills)

Thematic

- We invested in the new issue 10-year bonds from Banque Federative du Credit Mutuel (BFCM), in euros, as we looked to increase the fund's exposure to financials, which remains low given we feel many issuers don't meet our strict sustainability criteria. As well as being a mutual bank structure and excluding financing for coal and new oil and gas projects, BFCM has committed to dedicating a significant portion of its profitability to social and environmental projects.
- We bought a new euro 5-year bond from Infineon Technologies. Infineon is a Germany-based designer, developer and manufacturer of semiconductors with a strong focus on resource-efficient manufacturing globally. Over and above this, the company's sustainable products and solutions enable a life-cycle reduction of carbon dioxide (CO2) emissions by some 56 million tonnes of CO2 equivalent, corresponding to the yearly consumption of around 86 million Europeans, which is a substantial ecological benefit.
- We sold down our positions in SLM Corp, Trimble and Northumbrian Water on valuation grounds.

Outlook

- There remains much uncertainty in the macroeconomic backdrop, which likely means volatility ahead. In the US, tariff news has created some growth concerns, but we see them impacting inflation more than growth.
- In Europe, our view is that increased fiscal spending on defence and infrastructure will push up growth and inflation. European investment grade (IG) has continued to outperform US IG, which has benefited performance as we continue to prefer European corporates over US.
- While we expect to see a continuation of the solid investor demand for yield, we have to recognise that US corporate spreads are close to all-time highs, while European spreads are back to their post-Ukraine invasion lows.
- 2024 showed an improvement in the performance and outlook for sustainable issuers and therefore sustainably focused products. We expect 2025 to continue in this vein, and we remain confident that issuers solving the most pressing sustainable problems will attract solid investor demand.

Investment Objective

- This fund is actively managed and does not reference any benchmark.
- Aims to generate capital appreciation and income by investing along sustainable themes from global issuers. Has sustainable investment as an objective.

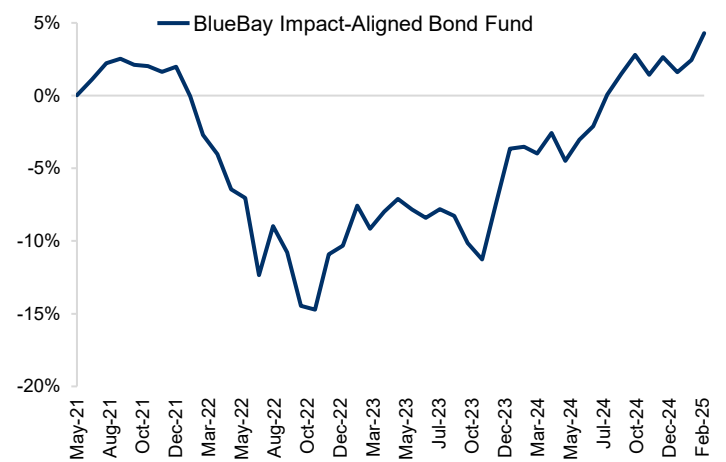
Investment Strategy

- The Fund is predominantly an Investment Grade corporate bond fund, investing globally in public markets
- The sustainability themes developed target positive contribution to people and to the planet through selecting issuers whose core economic activities offer investment opportunities and contribute to addressing environmental and social challenges.

Calendar year performance (%) Gross of fees (USD)¹

	2024	2023	2022
BlueBay Impact-Aligned Bond Fund	5.46	7.44	-12.07

Cumulative performance Gross of fees^{1,3} (USD)



Past performance does not predict future returns. The return of your investment may increase or decrease as a result of currency fluctuations if your investment is made in a currency other than that used in the past performance calculation. Fees and other expenses will have a negative effect on investment returns.

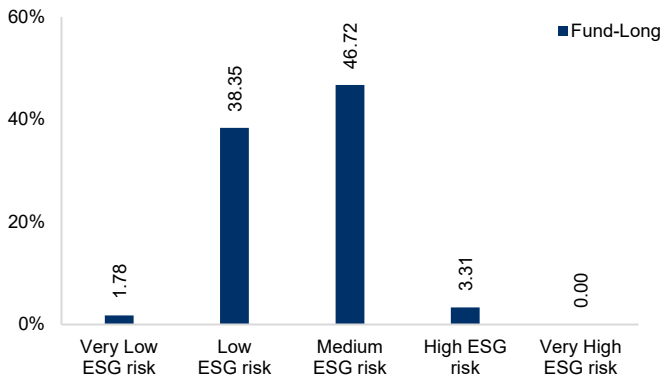
Fund Characteristics

	Fund	Reference Index ⁸
Weighted interest rate duration (yrs)	5.96	5.95
Weighted spread duration (yrs)	4.84	5.99
Weighted maturity (yrs)	7.27	8.16
Weighted yield to worst (%)	5.49	4.54
Weighted running yield (%)	4.64	4.09
Weighted coupon (%)	4.16	3.98
Weighted rating	BBB	A-
Total no. of issues	103	16,968
Fund Issuers	84	2,170
Average position	0.88	0.01
EM holdings (%)	11.83	3.79
Total HY (%)	22.71	0.01
Cash exposure (%)	9.83	n/a

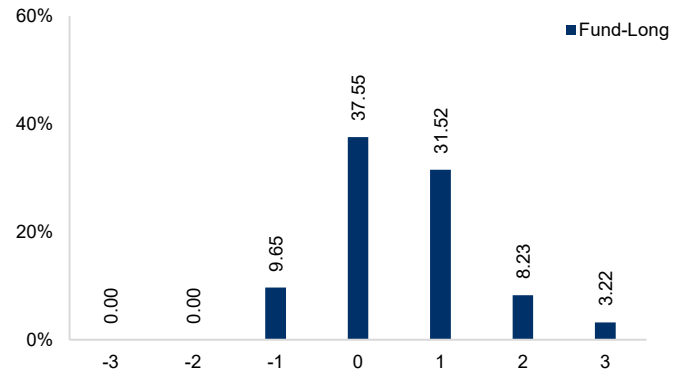
Risk Statistics⁴

Annualised volatility (%) ³	5.40
Sharpe ratio	-0.47

Bluebay: Issuer Fundamental ESG (Risk) (ESG Risk Ratings)⁷



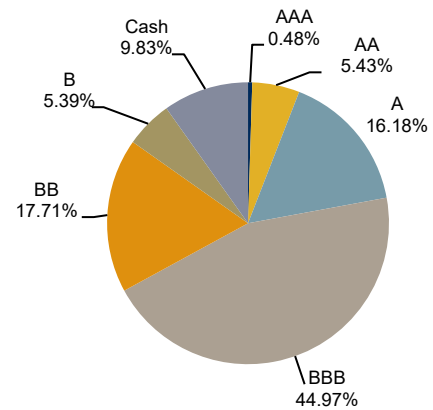
BlueBay: Security Investment ESG Scores (ESG Scores)⁸



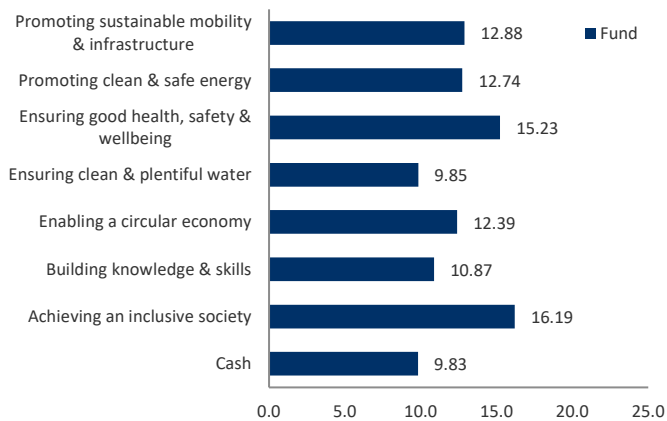
Top 5 Holdings (% , NAV)

Holding	Impact Theme ⁵	% of NAV
Roquette Freres SA	Ensuring good health, safety & wellbeing	2.83%
UCB SA	Ensuring good health, safety & wellbeing	2.51%
Severn Trent Utilities Finance PLC	Ensuring clean & plentiful water	2.26%
Carrier Global Corp	Enabling a circular economy	2.26%
SLM Corp	Building knowledge & skills	2.04%

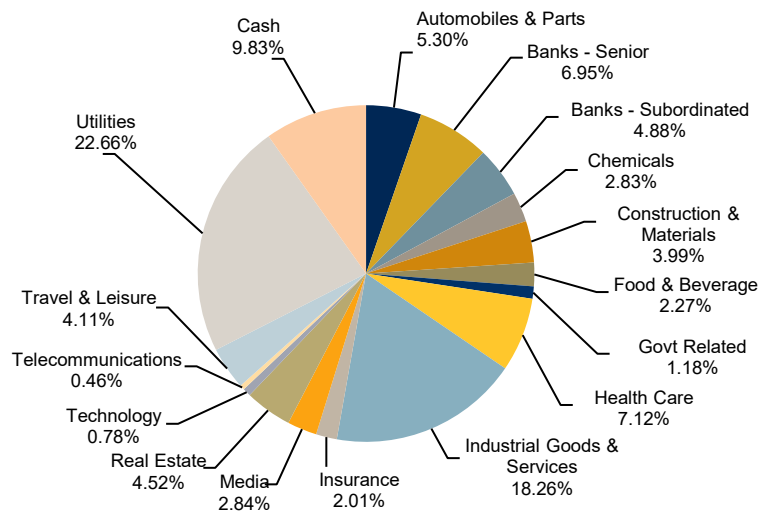
Rating Breakdown (% , NAV)



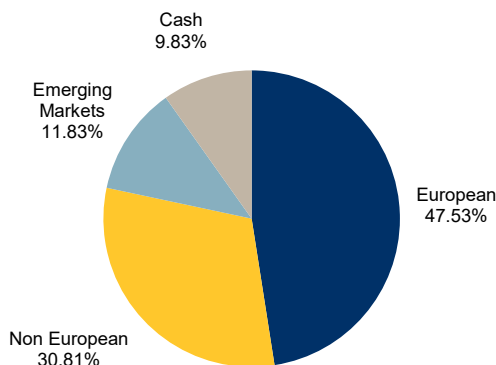
Sustainability Theme Breakdown (% , NAV)⁵



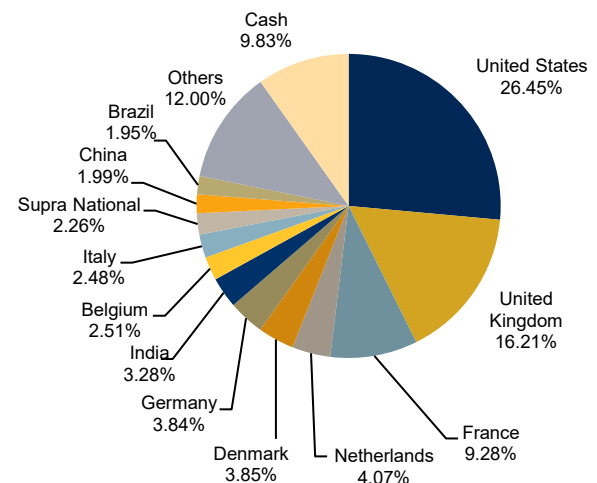
Sector Breakdown (% , NAV)



Regional Breakdown (% , NAV)



Country Breakdown (% , NAV)



Fund Facts

Total fund size ⁶	USD 153m
Inception date	04 May 2021
Base currency	USD
SFDR	Article 9
Fund legal name	BlueBay Funds - BlueBay Impact-Aligned Bond Fund
Share classes	Information on available Share Classes and eligibility for this Fund are detailed in the BlueBay Funds Prospectus and Application Form
Fund type	UCITS
Domicile	Luxembourg
Investment manager	RBC Global Asset Management (UK) Limited

The Fund meets the conditions set out in Article 9 of the Sustainable Finance Disclosure Regulation as it has sustainable investment as its objective. Full details available online: www.rbcbluebay.com/en-gb/institutional/what-we-do/funds/sustainability-related-disclosures/

NOTE: This Article designation is a self-classification by RBC Global Asset Management (UK) Limited and effect from 04/05/2021.

Contact Information

Marketing and Client Relations Department

100 Bishopsgate
London EC2N 4AA
tel: +44(0)20 7653 4000
marketing@bluebay.com
www.rbcbluebay.com

Key Terms

Article 6 (SFDR): Financial products, not falling into either the Article 8 or 9 category. Where such products deem sustainability risks to be relevant to the returns of the product, the regulation requires transparency of the integration of sustainability risks. Where such risks are not deemed relevant, the regulation requires an explanation of the reasons. Such products are not subject to any of the additional transparency required for Article 8 or 9 products.

Article 8 (SFDR): Financial products where sustainable investment is not the objective, but they are promoting environmental or social characteristics (or a combination of those characteristics), provided that the companies in which the investments are made follow good governance practices. The regulation requires such products to have additional transparency on the promotion of environmental or characteristics.

Article 9 (SFDR): Financial products with sustainable investment as its objective. The regulation requires such products to have additional transparency of sustainable investments.

Environmental, social & governance (ESG): A set of aspects, environmental, social and governance related, that may be considered in investment. How ESG considerations are taken into account will differ for each fund. ESG integration is the incorporation of material ESG factors into investment decision making with an aim to identify potential risks and opportunities and improve long-term, risk-adjusted returns. Note: Certain exposure and security types do not integrate ESG factors, including but not limited to certain currency or derivative instruments. Please read a fund's prospectus for further details.

SFDR: An EU regulation on sustainability-related disclosures. It sets out rules for financial market participants and financial advisers on transparency with regulation to the integration of sustainability risks and the consideration of adverse sustainability impacts in their processes and the provision of sustainability-related information with respect to financial products.

There are several risks associated with investing in this product. Please consult the Prospectus.

1. While gross of fee figures would reflect the reinvestment of all dividends and earnings, it would not reflect the deduction of investment management and performance fees. For example, if there was an annualised return of 10% over a 5-year period then the compounding effect of a 0.60% management fee and a 0.20% performance fee would reduce the annualised return to 9.32% (figures used are only to demonstrate the effect of charges and are not an indicator of future performance). In addition, the typical fees and expenses charged to a strategy will offset the strategy's trading profits. A description of the specific fee structure for each BlueBay strategy is contained in the strategy's prospectus.
2. Performance shown for 1yr periods onwards are annualised figures.
3. Since inception.
4. Risk statistics are annualized and calculated using weekly data points since inception. Risk statistics will be produced once there are 3 complete months of data available; for meaningful results a minimum sample of 36 data points is recommended and where history is less than 3 years caution should be taken with the interpretation and representation of this data. Returns for periods of less than 1 year have not been annualised in accordance with current industry standard reporting practices.
5. Sustainability themes are a mix of environmental and social related ones defined by RBC BlueBay which contribute to addressing environmental and social challenges.
6. The Fund AUM is stated on a T+1 basis and includes non-fee earning assets.
7. Fundamental ESG (Risk) Rating: ESG evaluations generate two ESG metrics, with both metrics are derived from a proprietary framework applied by the BlueBay fixed income platform. One being the Fundamental ESG (Risk) Rating, which is assigned at an issuer level. Categories range from 'very high' ESG (Risk) Rating to 'very low' ESG (Risk) Rating and is a function of the ESG risk profile of an issuer and how well it manages these risks. ESG evaluations are only completed for in scope strategies, for specific issuer and security/instrument types and certain investment exposures.
8. Investment ESG Score: ESG evaluations generate two ESG metrics, with both metrics are derived from a proprietary ESG framework applied by the BlueBay fixed income platform. One being the Investment ESG Score, which refers to the extent to which the ESG risk factors the issuer is exposed to are considered to have any financial/investment relevance and materiality. Scores range from '+3' through to '-3' indicates the extent to which ESG is considered investment material, as well as the nature and likely magnitude of the investment impact. An 'Indicative' Investment ESG Score is the assigned score at the time of initial ESG analysis and is more reflective of issuer level investment materiality of the ESG risks as there is not necessarily a specific security being considered for investment. For this reason, the actual 'security' level Investment ESG Score assigned for a specific investment may be different from the indicative one assigned, as that is more reflective of the view of ESG risks at an issue/instrument level. ESG evaluations are only completed for in scope strategies, for specific issuer and security/instrument types and certain investment exposures.
9. Reference is made to the Barclays Global Aggregate Corporate Index for indicative purposes, the fund itself is not benchmarked against this, or any other index.

Source: All data unless otherwise specified is sourced from RBC Global Asset Management, as at 28th February 2025

Team

	Joined BlueBay	Investment industry experience
Thomas Moulds	December 2005	19 years
Harrison Hill	July 2015	13 years
Robert Lambert	September 2008	27 years
Size of team	34 investment professionals	
Average investment industry experience	22 Years	

Risk Considerations

- At times, the market for investment grade bonds may dry up, which could make it difficult to sell these bonds, or the fund may only be able to sell them at a discount
- There may be cases where an organisation with which we trade assets or derivatives (usually a financial institution such as a bank) may be unable to fulfil its obligations, which could cause losses to the fund
- RBC BlueBay's analysis of ESG/sustainability factors can rely on input from external providers. Such data may be inaccurate or incomplete or unavailable and RBC BlueBay could assess the ESG/sustainability risks of securities held incorrectly.
- RBC BlueBay could suffer from a failure of its processes, systems and controls – or from such a failure at an organisation on which we rely in order to deliver our services – which could lead to losses for the fund

Recipients are strongly advised to obtain appropriate independent professional advice and reach their own conclusions regarding the investment merits and risks. No RBC BlueBay fund will be offered, except pursuant and subject to the offering memorandum and subscription materials for such fund. The Key Investor Information Document ("KIID"), the Packaged Retail and Insurance-based Investment Products - Key Information Documents (PRIIPs KID) and full prospectus must be read carefully prior to making a decision to invest. Subscriptions will only be received and shares issued based on the current KIID and full prospectus.

This document is a marketing communication and it may be produced and issued by the following entities: in the European Economic Area (EEA), by BlueBay Funds Management Company S.A. (BBFM S.A.), which is regulated by the Commission de Surveillance du Secteur Financier (CSSF). In Germany, Italy, Spain and Netherlands the BBFM S.A. is operating under a branch passport pursuant to the Undertakings for Collective Investment in Transferable Securities Directive (2009/65/EC) and the Alternative Investment Fund Managers Directive (2011/61/EU). In the United Kingdom (UK) by RBC Global Asset Management (UK) Limited (RBC GAM UK), which is authorised and regulated by the UK Financial Conduct Authority (FCA), registered with the US Securities and Exchange Commission (SEC) and a member of the National Futures Association (NFA) as authorised by the US Commodity Futures Trading Commission (CFTC). In Switzerland, by BlueBay Asset Management AG where the Representative and Paying Agent is BNP Paribas Securities Services, Paris, succursale de Zurich, Selnaustrasse 16, 8002 Zurich, Switzerland. The place of performance is at the registered office of the Representative. The courts at the registered office of the Swiss representative or at the registered office or place of residence of the investor shall have jurisdiction pertaining to claims in connection with the offering and/or advertising of shares in Switzerland. The Prospectus, the Key Investor Information Documents (KIIDs), the Packaged Retail and Insurance-based Investment Products - Key Information Documents (PRIIPs KID), where applicable, the Articles of Incorporation and any other document required, such as the Annual and Semi-Annual Reports, may be obtained free of charge from the Representative in Switzerland. In Japan, by BlueBay Asset Management International Limited which is registered with the Kanto Local Finance Bureau of Ministry of Finance, Japan. In Asia, by RBC Global Asset Management (Asia) Limited, which is registered with the Securities and Futures Commission (SFC) in Hong Kong. In Australia, RBC GAM UK is exempt from the requirement to hold an Australian financial services license under the Corporations Act in respect of financial services as it is regulated by the FCA under the laws of the UK which differ from Australian laws. In Canada, by RBC Global Asset Management Inc. (including PH&N Institutional) and /or RBC Indigo Asset Management Inc. which is regulated by each provincial and territorial securities commission. RBC GAM UK is not registered under securities laws and is relying on the international dealer exemption under applicable provincial securities legislation, which permits RBC GAM UK to carry out certain specified dealer activities for those Canadian residents that qualify as "a Canadian permitted client", as such term is defined under applicable securities legislation. In the United States, by RBC Global Asset Management (U.S.) Inc. ("RBC GAM-US"), an SEC registered investment adviser. The entities noted above are collectively referred to as "RBC BlueBay" within this document. The registrations and memberships noted should not be interpreted as an endorsement or approval of RBC BlueBay by the respective licensing or registering authorities. Not all products, services or investments described herein are available in all jurisdictions and some are available on a limited basis only, due to local regulatory and legal requirements.

Please refer to the Prospectus of the fund, the Key Investor Information Documents (KIID) and the Packaged Retail and Insurance-based Investment Products - Key Information Documents (PRIIPs KID), if available, or any other relevant fund documentation on our website (www.rbcbay.com) before making any final investment decisions. The Prospectus and the PRIIPs KID is available in English and the KIIDs in several local languages. No RBC BlueBay fund will be offered, except pursuant and subject to the offering memorandum and subscription materials for such fund (the "Offering Materials"). If there is an inconsistency between this document and the Offering Materials for the RBC GAM UK fund, the provisions in the Offering Materials shall prevail.

Any investor who proposes to subscribe for an investment in any of the RBC BlueBay products must be able to bear the risks involved and must meet the respective products suitability requirements. This document is intended only for "professional clients" and "eligible counterparties" (as defined by the Markets in Financial Instruments Directive ("MiFID")) or in the US by "accredited investors" (as defined in the Securities Act of 1933) or "qualified purchasers" (as defined in the Investment Company Act of 1940) as applicable and should not be relied upon by any other category of customer.

The investments discussed may fluctuate in value and you may not get back the amount invested. The return may increase or decrease as a result of currency fluctuations. Investment in derivatives may involve a high degree of gearing or leverage, so that a relatively small movement in the price of the underlying investment results in a much larger movement in the price of the instrument, as a result of which prices are more volatile. There are restrictions on transferring interests in the funds. The instruments in which the products invest may involve complex tax structures and there may be delays in distributing important tax information. The funds are not required to provide periodic pricing or valuation information to investors with respect to its individual investments.

Unless otherwise stated, performance data is unaudited and net of management, performance and other fees. Past performance is not indicative of future results.

Any indices shown are presented only to allow for comparison of the RBC BlueBay fund's performance to that of certain widely recognised indices. The volatility of the indices may be materially different from the individual performance attained by a specific fund or investor. In addition, the RBC BlueBay fund holdings may differ significantly from the securities that comprise the indices shown. Indexes are unmanaged and investors cannot invest directly in an index.

This document has been prepared solely for informational purposes and does not constitute an offer or recommendation to buy or sell any security or investment product or adopt any specific investment strategy in any jurisdiction. This document should not be construed as tax or legal advice.

This document may contain the current opinions of RBC BlueBay and is not intended to be, and should not be interpreted as, a recommendation of any particular security, strategy or investment product. Unless otherwise indicated, all information and opinions herein are as of the date of this document. All information and opinions herein are subject to change without notice.

The information contained in this document has been compiled by RBC BlueBay, and/or its affiliates, from sources believed to be reliable but no representation or warranty, express or implied is made to its accuracy, completeness or correctness.

A summary of investor rights can be obtained in English on www.rbcbay.com/investorrights. It is important to note that the Fund Management Company may terminate arrangements for marketing under new Cross-border Distribution Directive denotification process. There are several risks associated with investing in financial products. With all investments there is a risk of loss of all, or a portion of the amount invested. Recipients are strongly advised to make an independent review with their own advisors and reach their own conclusions regarding the investment merits and risks, legal, credit, tax and accounting aspects of all transactions.

This document may not be reproduced in whole or part, and may not be delivered to any person without the consent of RBC BlueBay. Copyright 2025 © RBC BlueBay. RBC Global Asset Management (GAM) is the asset management division of Royal Bank of Canada (RBC) which includes RBC Global Asset Management Inc. (RBC GAM Inc.), RBC Global Asset Management (U.S.) Inc. (RBC GAM – US), RBC Global Asset Management (UK) Limited (RBC GAM – UK), RBC Global Asset Management (Asia) Limited (RBC GAM – Asia) and RBC Indigo Asset Management Inc., which are separate, but affiliated subsidiaries of RBC.® / Registered trademark(s) of Royal Bank of Canada and BlueBay Asset Management (Services) Ltd. Used under licence. BlueBay Funds Management Company S.A., registered office 4, Boulevard Royal L-2449 Luxembourg, company registered in Luxembourg number B88445. RBC Global Asset Management (UK) Limited, registered office 100 Bishopsgate, London EC2N 4AA, registered in England and Wales number 03647343. All rights reserved.