



iMGP Conservative Select Fund

Share class : C EUR HP
ISIN : LU2702870184

Managed by
iM Global Partner Asset Management S.A.

For professional and/or retail investors

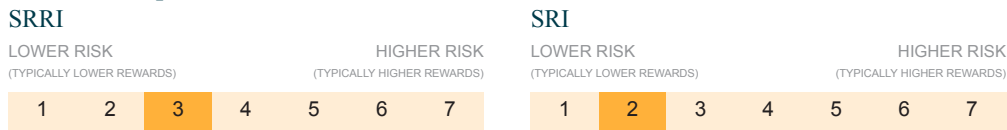
Investment objective

The objective of this Fund is to provide investors with an absolute return which has limited correlation with the trend of the main stocks or bonds markets indices by investing mainly in UCITS, UCITS eligible exchange traded funds, money market funds and/or other UCIs. The weighting between these instruments will be determined by the Manager according to its personal assessment of the market trends. The Fund may provide indirect exposure across asset classes, mainly to equities and fixed income markets but also to currencies and money market instruments globally, including emerging markets. The Fund may also be exposed to commodities, including gold and precious metals. This exposure shall only be achieved by means of eligible instruments and shall be limited to a maximum of 10% of the Fund's net assets. To allocate the exposure on the various categories of asset classes and build up a global conservative portfolio, the Manager uses, in particular, macro-economic cycle analysis, asset valuation and risk and correlation analysis. Fundamental top-down analysis will evolve through time. It may include paying attention to, without being limited to, global yield curves, markets valuations, profits cycle analysis, earnings expectations, credit spreads, investor sentiment and other factors. The Fund is subject to ongoing monitoring to ensure that risk parameters and market exposures consistent with investment views are maintained. The Fund may also invest in exchange traded financial derivative instruments (including options and futures) in order to manage its portfolio efficiently and to protect its assets and liabilities. **The Fund is actively managed not in reference to a benchmark.**

Fund facts

Fund manager	iM Global Partner Asset Management S.A.
Dividend policy	Accumulating
Last NAV	EUR 171.35
Fund size	USD 8.8 mn
Asset class	Multi-Asset
Investment zone	Global
Recommended invest. horizon	At least 3 years
Share class currency	EUR
Inception date of the Share class	2024.01.18
Legal structure	Luxembourg SICAV - UCITS
Registration	CH, FR, IT, ES, DE, BE, AT, SG (QI), LU
Classification SFDR	Article 8

Risk/Return profile of the share class



Performance & risk measures



Monthly returns	Year	Jan	Feb	Mar	Apr	May	Jun	Jul	Aug	Sep	Oct	Nov	Dec
2025	0.8%	1.1%	-0.4%	--	--	--	--	--	--	--	--	--	--
2024	--	--	0.6%	1.3%	-1.6%	0.7%	0.5%	0.5%	0.3%	0.7%	-2.0%	1.7%	-1.6%
2023	--	--	--	--	--	--	--	--	--	--	--	--	--
2022	--	--	--	--	--	--	--	--	--	--	--	--	--
2021	--	--	--	--	--	--	--	--	--	--	--	--	--
2020	--	--	--	--	--	--	--	--	--	--	--	--	--

Cumulative performance	Fund	Index	Calendar year performance	Fund	Index	Annualized risk measures	Fund	Index
1M	-0.4%	--	YTD	0.8%	--	Volatility	4.2%	--
3M	-0.8%	--	2024	--	--	Maximum drawdown	-2.0%	--
6M	-0.5%	--	2023	--	--	Recovery period (months)	--	--
1Y	1.3%	--	2022	--	--	Duration	--	--
3Y	--	--	2021	--	--	Yield to maturity	--	--
5Y	--	--	2020	--	--			
Since inception	2.8%	--	2019	--	--			
			2018	--	--			
Annualized performance	Fund	Index	2017	--	--			
3Y	--	--	2016	--	--			
5Y	--	--						
Since inception	2.5%	--						

Source: iM Global Partner Asset Management.

Returns may increase or decrease as a result of currency fluctuations for investors whose natural currency differs from the Share class' currency. Annualized risk measures based on 3-year weekly returns if more than 3-year history or 1-year if less than 3-year history.

iMGP Conservative Select Fund

Share class : C EUR HP

For professional and/or retail investors

Fund manager Comment

Highlights

- The 'I' USD share class of the fund returned -0.10% in USD terms during February, with mixed performance of the underlying strategies within the fund producing flat performance.
- February saw gains in fixed income, with mixed results in equities and our liquid alternatives holdings. Sentiment on risk assets turned negative mid month with the impact of U.S. tariffs and increased uncertainty surrounding the actions of the Trump administration unnerved investors. The strongest returns were in our value style global equity holdings, which were up 3% on the month, where as our growth and mid-cap holdings were down -2.5% and -4.3% respectively.
- During the month we closed our position in European bond futures to reduce our duration after the rally in government bonds. We have also been gradually reducing our cash holdings as the yield curve as begun to steepen, with longer dated maturities yielding more than shorter dated holdings. Our asset allocation currently stands at 29.2% Equity, 46.5% Bonds and 24.2% Cash and alternatives on a look through basis.

Cumulative performance	Fund	Index
1M	-0.4%	--
YTD	0.8%	--

Market Review

The "U.S. exceptionalism" narrative lost some steam in February with Tariffs and government policy shaking the confidence of investors. The U.S. dollar fell 0.7% and U.S. equities trailed foreign equities. The S&P 500 dropped 1.3% compared to gains of 1.9% for MSCI EAFE and 0.5% for MSCI Emerging Markets. The outperformance of the EAFE of +3% compared to the S&P 500 was the largest monthly gap since late 2022. More traditionally defensive sectors outperformed in February—with utilities, health care, and consumer staples all declining less than the overall benchmark. Cyclically sensitive sectors such as consumer discretionary, energy, financials, industrials, and technology led the markets lower. Small-cap stocks (Russell 2000 Index) fared worse than large-caps (S&P 500 Index), losing 5.4%. Fixed income was positive across almost all segments in February. Gains were driven by declining yields that were influenced by uncertainty around economic data and trade policies and weakening investor sentiment. Treasury yields across various maturities fell during the month. The 2-year Treasury yield decreased by 23 basis points, falling just below the 4% level, while the 10-year yield fell by 34 basis points, ending the month at 4.22%.

Fund Review


The 'I' USD share class of the fund returned -0.10% in USD terms during February, with mixed performance of the underlying strategies within the fund producing flat performance. February saw gains in fixed income, with mixed results in equities and our liquid alternatives holdings. Sentiment on risk assets turned negative mid month with the impact of U.S. tariffs and increased uncertainty surrounding the actions of the Trump administration unnerved investors. The strongest returns were in our value style global equity holdings, which were up 3% on the month, where as our growth and mid-cap holdings were down -2.5% and -4.3% respectively. During the month we closed our position in European bond futures to reduce our duration after the rally in government bonds. We have also been gradually reducing our cash holdings as the yield curve as begun to steepen, with longer dated maturities yielding more than shorter dated holdings. Our asset allocation currently stands at 29.2% Equity, 46.5% Bonds and 24.2% Cash and alternatives on a look through basis.

Outlook

Looking forward, we continue to be wary of topy equity risk versus lower volatility assets. The Trump administration has increased shorter term volatility in markets. The announcements (and pausing) of tariffs, changes in established US foreign policy have triggered uncertainties on markets despite continuing strong earnings from corporations. Over the short term this has weighed on risky assets, with the S&P 500 falling behind its international peers, upending the 'U.S. Exceptionalism' narrative that dominated thinking at the beginning of the year. As a result we are reducing out U.S. equity exposure in favour of a direct allocation to European managers, which was implemented in early March. Our fixed income holdings continue to be focused on shorter dated, high coupon strategies in order to avoid excessive volatility from duration.

Portfolio Breakdown

Asset allocation



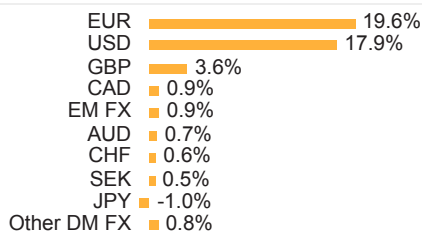
Equities Exposure By Sector

Financials	6.1%
Technology	5.9%
Industrials	4.6%
Health Care	3.9%
Consumer Discretionary	2.8%
Communications	2.0%
Consumer Staples	1.7%
Materials	1.6%
Energy	0.9%
Utilities	0.4%
Real Estate	0.4%

Equities Exposure By Region

Asia ex Japan	1.2%
Emerging Countries	2.6%
EMU	6.7%
Europe ex-EMU	4.1%
Japan	2.9%
North America	15.2%

By Currency



Bonds Exposure By Rating

AAA	-3.2%
AA	0.8%
A	1.9%
BBB	27.0%
BB	10.9%
B	7.0%
CCC	2.4%
DDD	0.2%

Bonds Exposure By Region

North America	27.4%
EMU	18.5%
Europe ex-EMU	0.7%

Source: iM Global Partner Asset Management

iMGP Conservative Select Fund

Share class : C EUR HP

For professional and/or retail investors

Dealing information

Liquidity	Daily
Cut-off time	TD-1 18:00 Luxembourg
Minimum initial investment	-
Settlement	TD+2
ISIN	LU2702870184
CH Security Nr	130140565
Bloomberg	IMGSELC LX

Fees

Subscription fee	Max 3.00%
Redemption fee	Max 1.00%
Max management fee	0.50%
Effective management fee	0.50%
Performance fee	-

Administrative information

Central Administration	CACEIS Bank, Luxembourg Branch	Auditor	PwC Luxembourg
Transfert Agent	CACEIS Bank, Luxembourg Branch	Management company	iM Global Partner Asset Management S.A.
Custodian Bank	CACEIS Bank, Luxembourg Branch		

Important information

This marketing document has been issued by the investment fund, iMGP (hereinafter referred to as "iMGP"). It is not intended for distribution to or use by individuals or legal entities that are citizens of or reside in a state, country, or jurisdiction in which applicable laws and regulations prohibit its distribution, publication, issue, or use. Users are solely responsible for verifying that they are legally authorised to consult the information herein. **Only the most recent version of the prospectus, the key information document ("KID") (key investor information document ("KIID") in the UK), and the annual and half-yearly reports of iMGP (hereinafter referred to as iMGP's "legal documentation") should be considered as a basis for investment decisions. These documents are available in English on the website, www.imgp.com/iMGP, or from the iMGP offices at 5, Allée Scheffer, L-2520 Luxembourg.** For Switzerland, the prospectus, the key information document, the annual and semi-annual reports, as well as the statutes can be obtained without charges from CACEIS (Switzerland) SA- 35 Route de Signy - CH-1260 Nyon, representative for Switzerland and CACEIS Bank, Paris, succursale de Nyon / Suisse, paying agent for Switzerland. For other countries, the list of representatives is available on www.imgp.com.

The information or data contained in the present document does not in any way constitute an offer or a recommendation or advice to buy or sell shares in the Fund's units. Furthermore, any reference to a specific security in this document should not be construed as a recommendation or investment advice. They are intended solely to inform the investor as to past performance, and do not reflect the opinion of iMGP or any related companies as to future returns. The information, opinions and assessments contained in the present document shall apply at the time of publication and may be revoked or changed without prior notice. iMGP has not taken any measures to adapt to each individual investor who remains responsible for his own independent decisions. Moreover, investors are advised to consult their legal, financial or tax advisors before taking any investment decisions. Tax treatment depends entirely on the financial situation of each investor and may be subject to change. It is recommended that investors obtain the appropriate expert advice before taking any investment decisions. This marketing document is in no way intended to replace the legal documentation and/or any information that investors obtain from their financial advisors. « The information or data contained in this document does not constitute an offer, recommendation, or advice to buy or sell shares in the fund's units. For information on sustainability-related aspects of the fund, please visit the sustainability page of the iM Global Partner website: LU2702870184. Past performance does not predict future returns. Only the most recent version of the prospectus, the Key Information Document (KID)/Key Investor Information Document (KIID), and the annual and, if applicable, subsequent half-yearly reports of the investment fund "iMGP" should be considered as the basis for investment decisions. These documents, as well as the summary of investors' rights, are available in English on the website, iMGP, or from the iMGP offices at 5 Allée Scheffer, L-2520 Luxembourg. »

The value of the units referred to may fluctuate and investors may not recoup all or part of their original investment. Investors should consult the iMGP's prospectus for further details on the risks involved. **Past performance does not predict future returns.** It is calculated in the unit currency and, where investments are made in a different currency, may also be affected by fluctuations in exchange rates. The performance data given does not include commissions or any fees linked to the subscription to and/or repurchase of shares. **Returns are calculated net of fees in the reference currencies of specific sub - funds.** They reflect the current fees, include management commissions and possibly also performance commissions deducted from the sub-funds. All returns are calculated from NAV to NAV with dividends reinvested. Unless otherwise stated, the performance of sub-funds is shown on a total return basis, including dividends or any other relevant distributions. All returns shown are gross of any tax deductions that could be applicable to an investor. It is possible that companies linked to iMGP and their executives, directors or personnel hold or have held stakes or positions in the securities listed in this document, or that they have traded or acted as market maker for these securities. Moreover, these entities or individuals may also have past or present ties with the executives of the companies issuing the abovementioned shares; furnish or have furnished financial or other services; or are or have been a director of the companies in question. Please note that any reference to an index is made for information purposes only. The performance of the Fund may differ from the performance of the index. None of the index provider data may be reproduced or re-disseminated in any form and may not be used as a basis for or a component of any financial instruments or products or indices. The risk indicator of the Fund is deemed to reflect the level of risk of the Fund. It can vary from 1 to 7. Level 1 on the scale does not mean that investing in the Fund is risk free. The indicator is based on historic data and can therefore not guarantee the level of future risk of the Fund. The indicator is also not intended to be an investment objective for the Fund and therefore can vary over time. For further information, please refer to the most recent version of the key information document ("KID"), ("KIID" in the UK).